

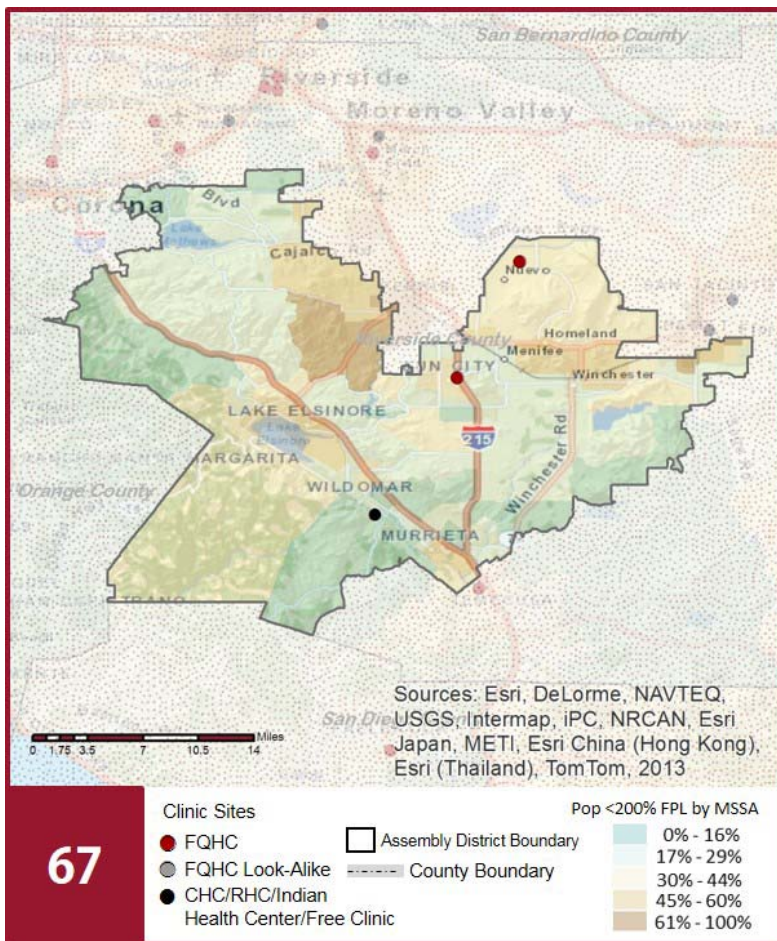
California Community Clinics and Health Centers

2017 | Assembly District 67
Assemblymember Melissa A. Melendez



The Clinics

Community Clinics and Health Centers (CCHCs) are nonprofit health care practices located in low income and medically underserved areas. CCHCs share a common mission to serve everyone who walks through their doors, regardless of their ability to pay. The term CCHC include Federally Qualified Health Centers (FQHC), FQHC Look-Alikes, Migrant Health Centers, Rural and Frontier Health Centers, and Free Clinics. CCHCs are an essential segment of the safety net. In many California Counties, they provide a significant proportion of comprehensive primary care services to those who are publicly subsidized or uninsured.



Clinic Types

Total Number of CCHCs	3
Federally Qualified Health Center sites	2
Federally Qualified Health Center Look-Alike sites	0
95-210 Rural Health Center sites	1

The Patients

Demographics

Patients	3,392	
Female	2,273	67%
Male	1,119	33%
19 Years & Under	1,174	35%
Encounters	9,956	

Poverty Levels

Under 100%	1,210	36%
100-138%	304	9%
139-200%	168	5%
201-400%	535	16%
Above 400%	21	1%
Unknown	1,154	33%

Race

White (including Hispanic)	1,742	51%
Black	179	5%
Native American	43	1%
Asian/ Pacific Islander	96	3%
More Than One Race	172	5%
Other/ Unknown	1,160	34%

Ethnicity

Hispanic	1,579	47%
Non-Hispanic	1,286	38%
Unknown	527	16%

Age

Less than 1 Year	37	1%
1 - 4 Years	201	6%
5 - 12 Years	581	17%
13 - 14 Years	94	3%
15 - 19 Years	261	8%
20 - 34 Years	967	29%
35 - 44 Years	428	13%
45 - 64 Years	739	22%
Over 65 Years	84	2%

Language

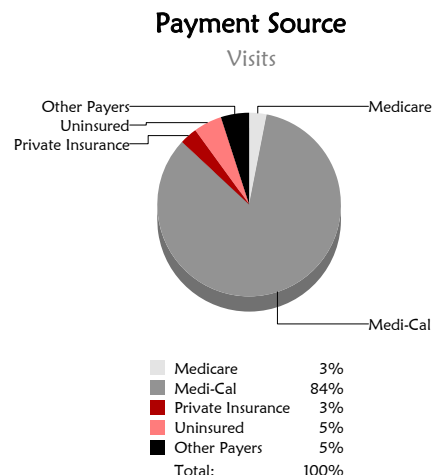
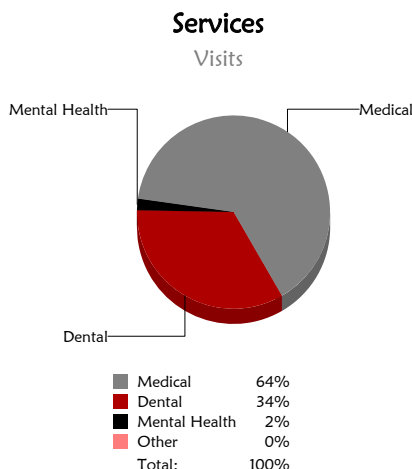
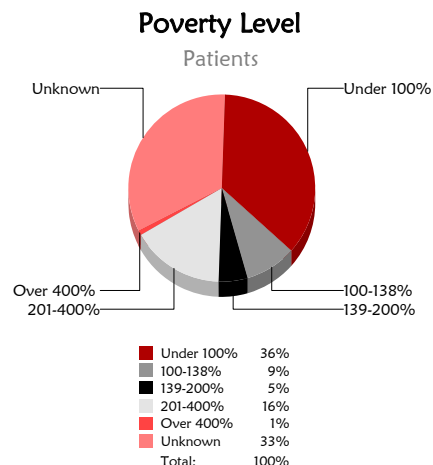
Primary Language Not English	21%
------------------------------	-----

Migratory Workers

Patients	40	1%
Encounters	94	1%

California Community Clinics and Health Centers

2017 | Assembly District 67
Assemblymember Melissa A. Melendez



The Services

	Provider FTEs		Encounters	
Medical *	3	70%	6,458	65%
Dental **	1	22%	3,343	34%
Mental Health ***	0	8%	155	2%
Other***	0	0%	0	0%
Total	4		9,956	

Top Community Services

Outreach
Education
Nutrition
Other
Adult Day Care

*Physicians, physician assistants, family nurse practitioners, certified nurse midwives, visiting nurses. **Dentists and Registered Dental Hygienists
Psychiatrists, clinical psychologists, and licensed clinical social workers. *Other providers billable to Medi-Cal

Revenue and Utilization by Payment Source

Program	Patients ^ ^		Encounters		Revenue	
Medicare	78	2%	252	3%	Gross Patient Revenue	\$1,302,259
Medi-Cal	2,638	78%	8,386	84%	Net Patient Revenue	\$1,146,829
All County ^ ^ ^	7	0%	19	0%	Other Operating Revenue	
Covered California	22	1%	53	1%		
PACE Patients	0	0%	0	0%		
Private Insurance	135	4%	333	3%		
Uninsured Services ^ ^ ^ ^	500	15%	534	5%		
Other	12	0%	25	0%		
BCCCP ^ ^	35	1%	66	1%	Federal	\$654,873
CHDP ^ ^	23	1%	27	0%	State	\$572
Family PACT ^ ^	118	3%	261	3%	County/Local	\$4
					Private	\$3,397
					Donations/Contributions	\$105,430
					Other	\$133

^ ^ Patient counts for Episodic programs (BCCP, CHDP, Family PACT) are duplicated. BCCCP = Breast and Cervical Cancer Control Program; CHDP = Child Health and Disability Prevention Program;
Family PACT = Family Planning Access Care and Treatment program.
^ ^ ^ County Indigent/CMS/MISP, San Diego County Medical Plan, LA County Public/Private Partnership, and Other County Programs.
^ ^ ^ ^ Free and Self-Pay/ Sliding Fee Programs.

Because of their philosophy and by necessity, CCHCs have been vigilant about controlling the cost of care, and the untoward effects of deferred or neglected care, by promoting a broad range of preventive health services specifically targeted to the particular needs of their communities and patient populations. The federal Office of Management and Budget has found the Health Center Program to be one of the ten most effective federal programs and the most effective program under the federal Health and Human Services Agency. Despite enormous challenges, CCHCs have persisted in their mission to serve their local communities.

All information compiled by Jeanita Harris, Sr. Data Analyst, CPCA. Numbers are based on 2015 OSHPD data.