

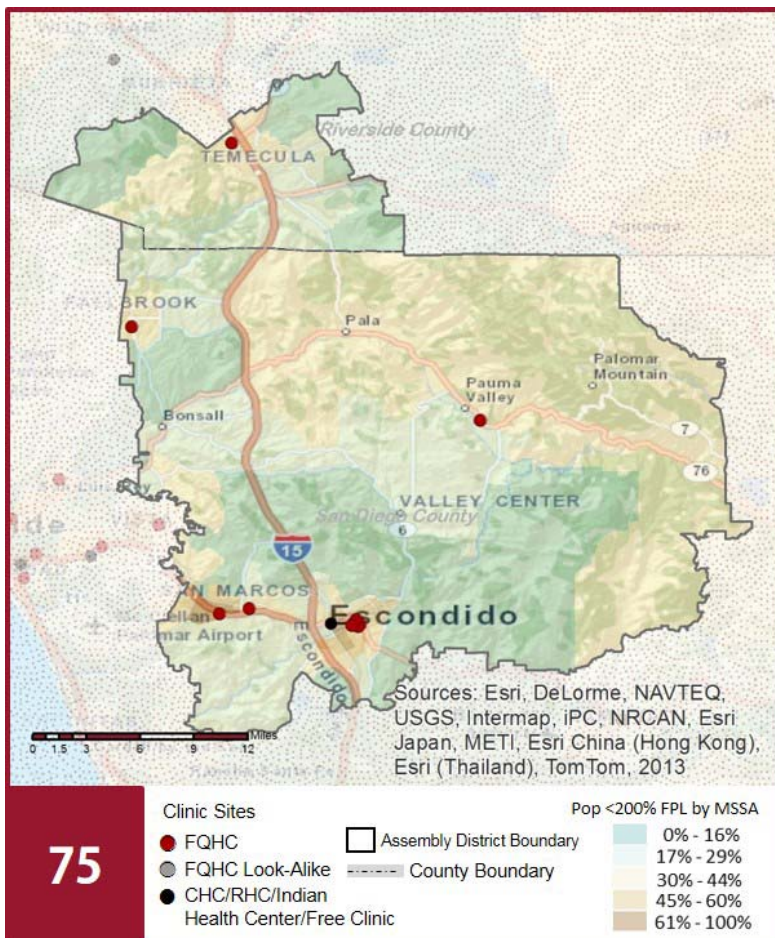
California Community Clinics and Health Centers

2017 | Assembly District 75
Assemblymember Marie Waldron



The Clinics

Community Clinics and Health Centers (CCHCs) are nonprofit health care practices located in low income and medically underserved areas. CCHCs share a common mission to serve everyone who walks through their doors, regardless of their ability to pay. The term CCHC include Federally Qualified Health Centers (FQHC), FQHC Look-Alikes, Migrant Health Centers, Rural and Frontier Health Centers, and Free Clinics. CCHCs are an essential segment of the safety net. In many California Counties, they provide a significant proportion of comprehensive primary care services to those who are publicly subsidized or uninsured.



Clinic Types

Total Number of CCHCs	13
Federally Qualified Health Center sites	12
Federally Qualified Health Center Look-Alike sites	0
95-210 Rural Health Center sites	0

The Patients

Demographics

Patients	113,287	
Female	73,360	65%
Male	39,927	35%
19 Years & Under	39,803	35%
Encounters	377,222	

Poverty Levels

Under 100%	67,134	59%
100-138%	15,201	13%
139-200%	5,320	5%
201-400%	2,294	2%
Above 400%	398	0%
Unknown	22,940	21%

Race

White (including Hispanic)	70,372	62%
Black	2,528	2%
Native American	448	0%
Asian/ Pacific Islander	4,184	4%
More Than One Race	2,503	2%
Other/ Unknown	33,252	29%

Ethnicity

Hispanic	71,436	63%
Non-Hispanic	34,643	31%
Unknown	7,208	6%

Age

Less than 1 Year	3,236	3%
1 - 4 Years	8,878	8%
5 - 12 Years	15,173	13%
13 - 14 Years	3,157	3%
15 - 19 Years	9,359	8%
20 - 34 Years	30,142	27%
35 - 44 Years	14,211	13%
45 - 64 Years	23,905	21%
Over 65 Years	5,226	5%

Language

Primary Language Not English	40%
------------------------------	-----

Migratory Workers

Patients	6,452	6%
Encounters	22,554	6%

californiahealth⁺ advocates

ADVANCING THE MISSION OF COMMUNITY HEALTH CENTERS

(916) 503-9130

healthplusadvocates.org

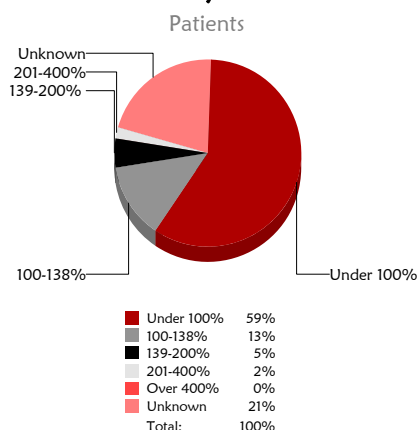
1231 I Street, Suite 400, Sacramento, CA 95814

California Community Clinics and Health Centers

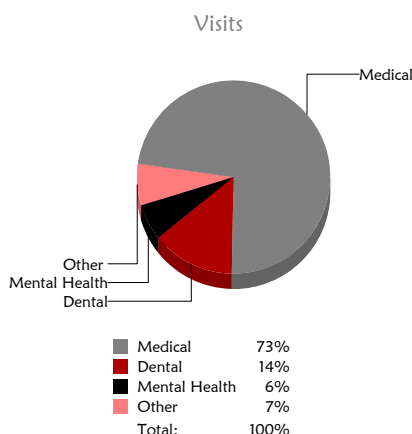
2017 | Assembly District 75
Assemblymember Marie Waldron



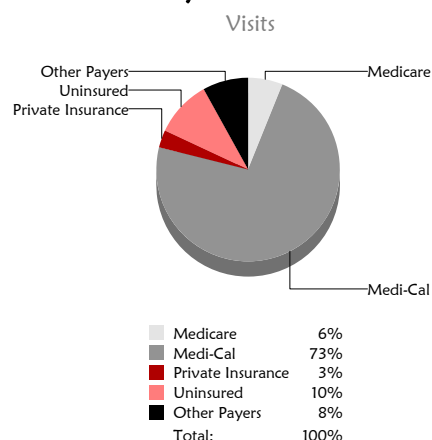
Poverty Level



Services



Payment Source



The Services

	Provider FTEs		Encounters	
Medical *	71	63%	275,561	73%
Dental **	13	12%	51,431	14%
Mental Health ***	14	12%	24,222	6%
Other***	14	12%	26,008	7%
Total	111		377,222	

Top Community Services

Education
Outreach
Nutrition
Homeless
Transportation

*Physicians, physician assistants, family nurse practitioners, certified nurse midwives, visiting nurses. **Dentists and Registered Dental Hygienists
Psychiatrists, clinical psychologists, and licensed clinical social workers. *Other providers billable to Medi-Cal

Revenue and Utilization by Payment Source

Program	Patients ^ ^		Encounters		Revenue	
Medicare	5,474	5%	22,948	6%	Gross Patient Revenue	\$69,042,833
Medi-Cal	72,617	64%	276,969	73%	Net Patient Revenue	\$54,569,039
All County ^ ^ ^	73	0%	647	0%	Other Operating Revenue	
Covered California	1,069	1%	2,920	1%		
PACE Patients	0	0%	0	0%		
Private Insurance	4,208	4%	9,980	3%		
Uninsured Services ^ ^ ^ ^	29,785	26%	36,766	10%		
Other	61	0%	365	0%	Federal	\$8,074,957
BCCCP ^ ^	2,578	2%	3,235	1%	State	\$40,302
CHDP ^ ^	2,460	2%	3,555	1%	County/Local	\$209,323
Family PACT ^ ^	10,794	10%	19,837	5%	Private	\$1,519,430
					Donations/Contributions	\$95,228
					Other	\$2,983,167

^ ^ Patient counts for Episodic programs (BCCP, CHDP, Family PACT) are duplicated. BCCCP = Breast and Cervical Cancer Control Program; CHDP = Child Health and Disability Prevention Program; Family PACT = Family Planning Access Care and Treatment program.

^ ^ ^ County Indigent/CMS/MISP, San Diego County Medical Plan, LA County Public/Private Partnership, and Other County Programs.

^ ^ ^ ^ Free and Self-Pay/ Sliding Fee Programs.

Because of their philosophy and by necessity, CCHCs have been vigilant about controlling the cost of care, and the untoward effects of deferred or neglected care, by promoting a broad range of preventive health services specifically targeted to the particular needs of their communities and patient populations. The federal Office of Management and Budget has found the Health Center Program to be one of the ten most effective federal programs and the most effective program under the federal Health and Human Services Agency. Despite enormous challenges, CCHCs have persisted in their mission to serve their local communities.

All information compiled by Jeanita Harris, Sr. Data Analyst, CPCA. Numbers are based on 2015 OSHPD data.