

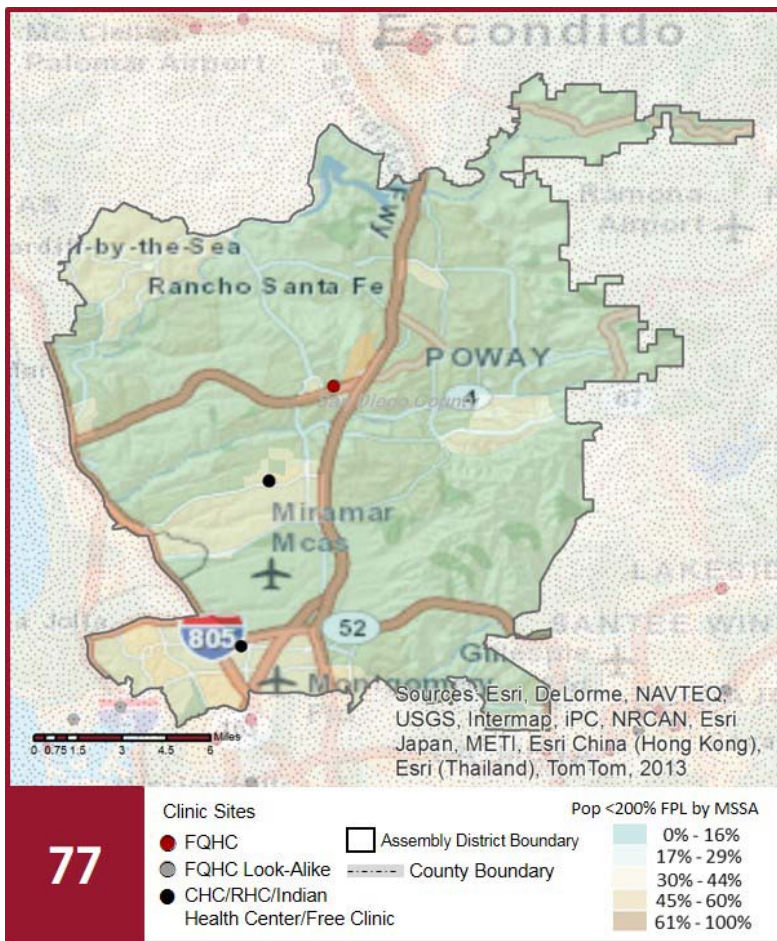
California Community Clinics and Health Centers

2017 | Assembly District 77
Assemblymember Brian Maienschein



The Clinics

Community Clinics and Health Centers (CCHCs) are nonprofit health care practices located in low income and medically underserved areas. CCHCs share a common mission to serve everyone who walks through their doors, regardless of their ability to pay. The term CCHC include Federally Qualified Health Centers (FQHC), FQHC Look-Alikes, Migrant Health Centers, Rural and Frontier Health Centers, and Free Clinics. CCHCs are an essential segment of the safety net. In many California Counties, they provide a significant proportion of comprehensive primary care services to those who are publicly subsidized or uninsured.



Clinic Types

Total Number of CCHCs	4
Federally Qualified Health Center sites	2
Federally Qualified Health Center Look-Alike sites	0
95-210 Rural Health Center sites	0

The Patients

Demographics

Patients	25,462	
Female	19,155	75%
Male	6,307	25%
19 Years & Under	4,224	17%
Encounters	58,830	

Poverty Levels

Under 100%	8,761	34%
100-138%	1,754	7%
139-200%	1,403	6%
201-400%	1,000	4%
Above 400%	448	2%
Unknown	12,096	47%

Race

White (including Hispanic)	10,606	42%
Black	1,136	4%
Native American	75	0%
Asian/ Pacific Islander	7,981	31%
More Than One Race	266	1%
Other/ Unknown	5,398	21%

Ethnicity

Hispanic	4,120	16%
Non-Hispanic	18,180	71%
Unknown	3,162	12%

Age

Less than 1 Year	140	1%
1 - 4 Years	432	2%
5 - 12 Years	826	3%
13 - 14 Years	247	1%
15 - 19 Years	2,579	10%
20 - 34 Years	13,198	52%
35 - 44 Years	2,812	11%
45 - 64 Years	3,591	14%
Over 65 Years	1,637	6%

Migratory Workers

Patients	2,286	9%
Encounters	10,748	18%

Language

Primary Language Not English	20%
------------------------------	-----

californiahealth⁺ advocates

ADVANCING THE MISSION OF COMMUNITY HEALTH CENTERS

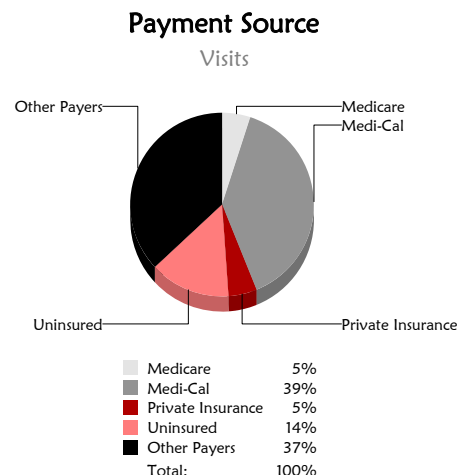
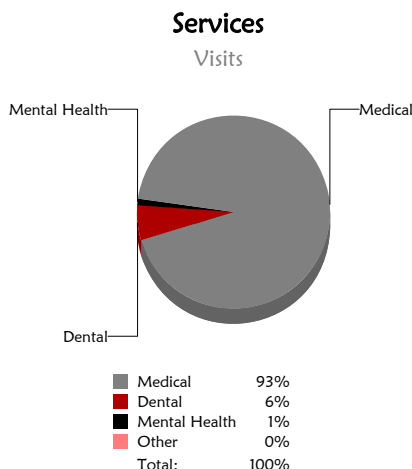
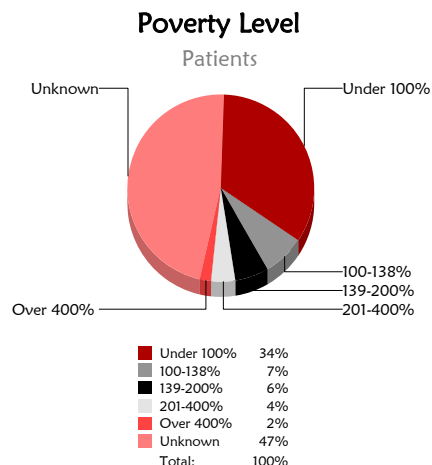
(916) 503-9130

healthplusadvocates.org

1231 I Street, Suite 400, Sacramento, CA 95814

California Community Clinics and Health Centers

2017 | Assembly District 77
Assemblymember Brian Maienschein



The Services

	Provider FTEs		Encounters	
Medical *	15	88%	54,479	93%
Dental **	2	9%	3,617	6%
Mental Health ***	1	3%	734	1%
Other***	0	0%	0	0%
Total	17		58,830	

Top Community Services

Social Services
Outreach
Transportation
Adult Day Care
Child Care

*Physicians, physician assistants, family nurse practitioners, certified nurse midwives, visiting nurses. **Dentists and Registered Dental Hygienists
Psychiatrists, clinical psychologists, and licensed clinical social workers. *Other providers billable to Medi-Cal

Revenue and Utilization by Payment Source

Program	Patients ^ ^		Encounters		Revenue	
Medicare	1,012	4%	3,174	5%	Gross Patient Revenue	\$11,590,851
Medi-Cal	8,515	33%	22,766	39%	Net Patient Revenue	\$8,334,898
All County ^ ^ ^	7	0%	84	0%	Other Operating Revenue	
Covered California	255	1%	401	1%		
PACE Patients	0	0%	0	0%		
Private Insurance	2,013	8%	3,196	5%		
Uninsured Services ^ ^ ^ ^	13,660	54%	8,020	14%		
Other	0	0%	0	0%	Federal	\$7,419
BCCCP ^ ^	0	0%	201	0%	State	\$0
CHDP ^ ^	823	3%	1,727	3%	County/Local	\$0
Family PACT ^ ^	9,633	38%	19,261	33%	Private	\$0
					Donations/Contributions	\$50,178
					Other	\$0

^ ^ Patient counts for Episodic programs (BCCP, CHDP, Family PACT) are duplicated. BCCCP = Breast and Cervical Cancer Control Program; CHDP = Child Health and Disability Prevention Program; Family PACT = Family Planning Access Care and Treatment program.

^ ^ ^ County Indigent/CMS/MISP, San Diego County Medical Plan, LA County Public/Private Partnership, and Other County Programs.

^ ^ ^ ^ Free and Self-Pay/ Sliding Fee Programs.

Because of their philosophy and by necessity, CCHCs have been vigilant about controlling the cost of care, and the untoward effects of deferred or neglected care, by promoting a broad range of preventive health services specifically targeted to the particular needs of their communities and patient populations. The federal Office of Management and Budget has found the Health Center Program to be one of the ten most effective federal programs and the most effective program under the federal Health and Human Services Agency. Despite enormous challenges, CCHCs have persisted in their mission to serve their local communities.

All information compiled by Jeanita Harris, Sr. Data Analyst, CPCA. Numbers are based on 2015 OSHPD data.