

California Community Clinics and Health Centers

2016

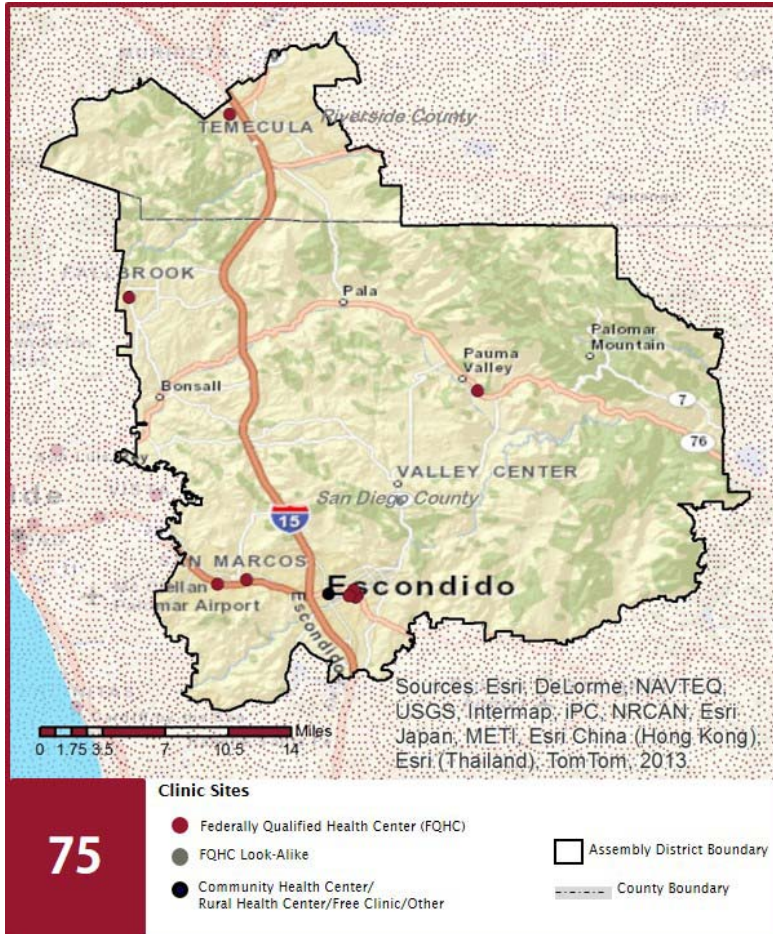
Assembly District 75

Assemblymember Marie Waldron



The Clinics

Community Clinics and Health Centers (CCHCs) are nonprofit health care practices located in low income and medically underserved areas. CCHCs share a common mission to serve everyone who walks through their doors, regardless of their ability to pay. The term CCHC include Federally Qualified Health Centers (FQHC), FQHC Look-Alikes, Migrant Health Centers, Rural and Frontier Health Centers, and Free Clinics. CCHCs are an essential segment of the safety net. In many California Counties, they provide a significant proportion of comprehensive primary care services to those who are publicly subsidized or uninsured.



Clinic Types

Total Number of CCHCs	13
Federally Qualified Health Center sites	12
Federally Qualified Health Center Look-Alike sites	0
95-210 Rural Health Center sites	0

The Patients

Demographics

Patients	105,392	
Female	68,317	65%
Male	37,075	35%
19 Years & Under	37,874	36%
Encounters	346,977	

Poverty Levels

Under 100%	80,602	76%
100-200%	18,678	18%
Above 200%	2,358	2%
Unknown	3,754	4%

Age

Race			Ethnicity			Age		
						Male	Female	
White	70,675	67%	Hispanic	66,833	63%	Less than 1 Year	1,631	1,712
Black	2,618	2%	Non-Hispanic	33,809	32%	1 - 4 Years	4,448	4,420
Native American	390	0%	Unknown	4,750	5%	5 - 12 Years	6,946	6,936
Asian/ Pacific Islander	3,706	4%				13 - 14 Years	1,374	1,440
More Than One Race	1,515	1%				15 - 19 Years	3,083	5,884
Other/ Unknown	26,488	25%				20 - 34 Years	6,616	22,279
Language			Migratory Workers			35 - 44 Years	3,632	9,460
Primary Language Not English		41%	Patients	5,811	6%	45 - 64 Years	7,649	13,524
			Encounters	18,798	5%	Over 65 Years	1,696	2,662

californiahealth⁺ advocates

ADVANCING THE MISSION OF COMMUNITY HEALTH CENTERS

(916) 503-9130

healthplusadvocates.org

1231 I Street, Suite 400, Sacramento, CA 95814

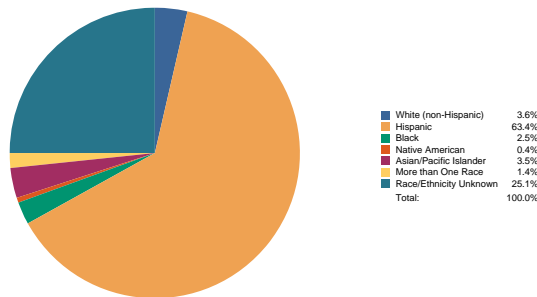
California Community Clinics and Health Centers

2016

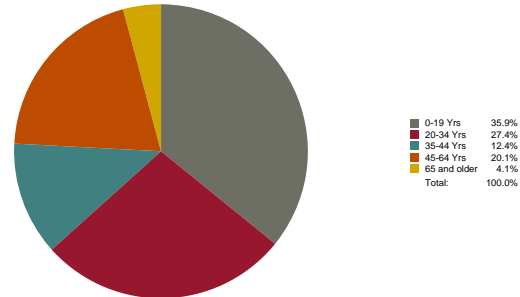
Assembly District 75
Assemblymember Marie Waldron



Race/Ethnicity
Patients



Age
Patients



The Services

	Provider FTEs		Encounters	
Medical *	65	63%	262,967	76%
Dental **	12	12%	39,535	11%
Mental Health ***	11	11%	20,221	6%
Other****	28	27%	24,254	7%
Total	102		346,977	

*Physicians, physician assistants, family nurse practitioners, certified nurse midwives, visiting nurses.

**Dentists and Registered Dental Hygienists

***Psychiatrists, clinical psychologists, and licensed clinical social workers.

****Other providers billable to Medi-Cal

Total CCHCs that provide the following services

Vision Services	1
Basic Lab Services	10
Radiology Services	0
Pharmacy Services	2
Urgent Care Services	1
Womens Health Services	9
Substance Abuse Services	1
Domestic Violence Services	0

Revenue and Utilization by Payment Source

Program	Patients ^ ^		Encounters		Revenue	
Medicare	4,666	4%	20,680	6%	Gross Patient Revenue	\$58,994,803
Medi-Cal	60,171	57%	233,971	67%	Net Patient Revenue	\$48,012,183
All County ^ ^ ^	82	0%	1,328	0%	Other Operating Revenue	
PACE Patients	0	0%	0	0%		
Private Insurance	4,027	4%	10,285	3%	Federal	\$6,723,425
Uninsured Services ^ ^ ^ ^	36,004	34%	44,054	13%	State	\$40,324
Other	442	0%	1,087	0%	County/Local	\$320,937
BCCCP ^ ^	2,483	2%	3,833	1%	Private	\$901,743
CHDP ^ ^	1,506	1%	3,761	1%	Donations/Contributions	\$80,475
Family PACT ^ ^	13,777	13%	27,978	8%	Other	\$2,060,394

Because of their philosophy and by necessity, CCHCs have been vigilant about controlling the cost of care, and the untoward effects of deferred or neglected care, by promoting a broad range of preventive health services specifically targeted to the particular needs of their communities and patient populations. The federal Office of Management and Budget has found the Health Center Program to be one of the ten most effective federal programs and the most effective program under the federal Health and Human Services Agency. Despite enormous challenges, CCHCs have persisted in their mission to serve their local communities.

All information compiled by Jeanita Harris, Sr. Data Analyst, CPCA. Numbers are based on 2014 OSHPD data.

^ ^ Patient counts for Episodic programs (BCCCP, CHDP, Family PACT) are duplicated. BCCCP = Breast and Cervical Cancer Control Program; CHDP = Child Health and Disability Prevention Program; Family PACT = Family Planning Access Care and Treatment program.

^ ^ ^ County Indigent/CMSP/MISP, San Diego County Medical Plan, LA County Public/Private Partnership, and Other County Programs.

^ ^ ^ ^ Free and Self-Pay/ Sliding Fee Programs.

californiahealth⁺ advocates

ADVANCING THE MISSION OF COMMUNITY HEALTH CENTERS

(916) 503-9130

healthplusadvocates.org

1231 I Street, Suite 400, Sacramento, CA 95814