

California Community Clinics and Health Centers

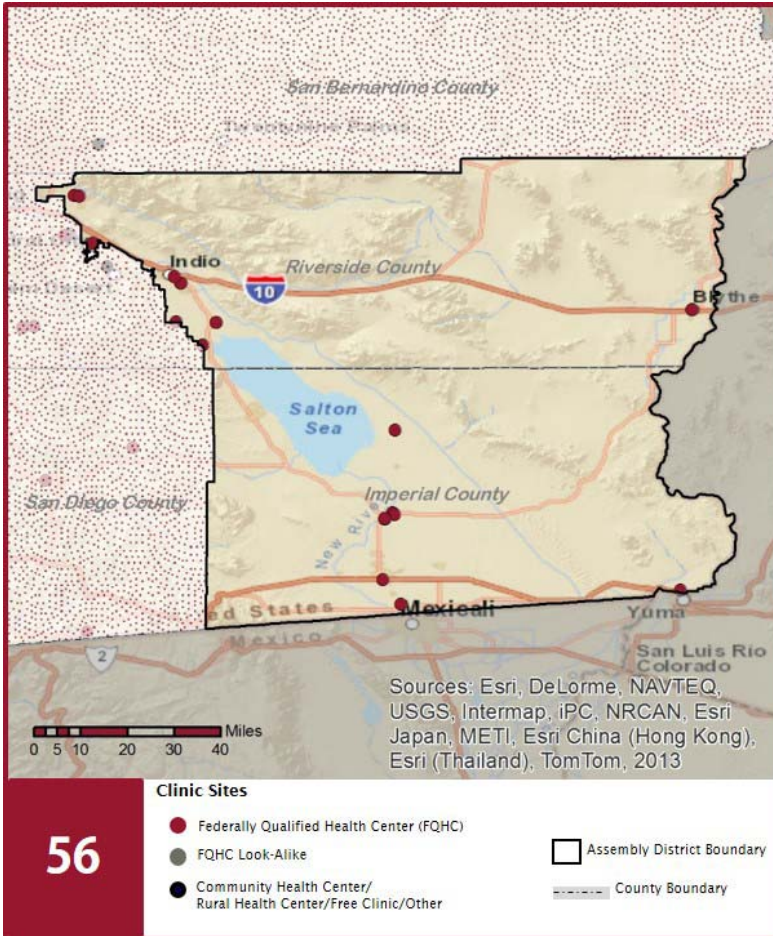
2016

Assembly District 56
Assemblymember Eduardo Garcia



The Clinics

Community Clinics and Health Centers (CCHCs) are nonprofit health care practices located in low income and medically underserved areas. CCHCs share a common mission to serve everyone who walks through their doors, regardless of their ability to pay. The term CCHC include Federally Qualified Health Centers (FQHC), FQHC Look-Alikes, Migrant Health Centers, Rural and Frontier Health Centers, and Free Clinics. CCHCs are an essential segment of the safety net. In many California Counties, they provide a significant proportion of comprehensive primary care services to those who are publicly subsidized or uninsured.



Clinic Types

Total Number of CCHCs	19
Federally Qualified Health Center sites	18
Federally Qualified Health Center Look-Alike sites	0
95-210 Rural Health Center sites	3

The Patients

Demographics

Patients	119,552	
Female	72,717	61%
Male	46,835	39%
19 Years & Under	54,625	46%
Encounters	344,707	

Poverty Levels

Under 100%	71,521	60%
100-200%	13,479	11%
Above 200%	2,522	2%
Unknown	32,030	27%

Age

Race			Ethnicity			Age		
						Male	Female	
White	95,100	80%	Hispanic	91,191	76%	Less than 1 Year	2,251	2,256
Black	2,675	2%	Non-Hispanic	14,102	12%	1 - 4 Years	6,370	5,888
Native American	624	1%	Unknown	14,259	12%	5 - 12 Years	11,561	11,225
Asian/ Pacific Islander	1,168	1%				13 - 14 Years	2,227	2,156
More Than One Race	543	0%				15 - 19 Years	4,045	6,646
Other/ Unknown	19,442	16%				20 - 34 Years	5,682	18,628
						35 - 44 Years	3,279	8,222
						45 - 64 Years	8,280	13,650
						Over 65 Years	3,140	4,046
Language			Migratory Workers					
Primary Language Not English		36%	Patients	8,142	7%			
			Encounters	26,721	8%			

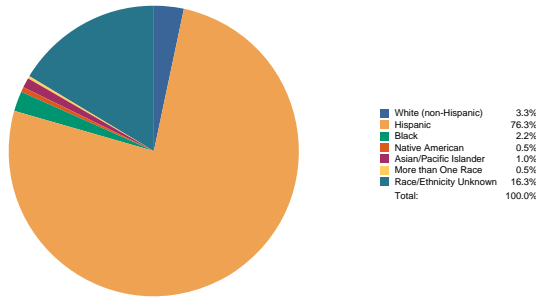
California Community Clinics and Health Centers

2016

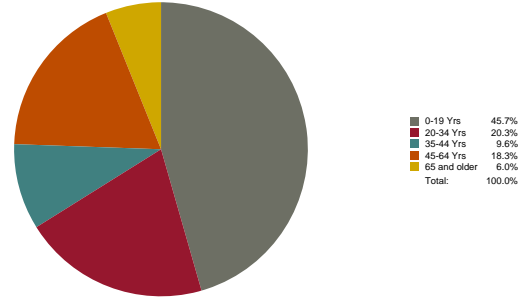
Assembly District 56
Assemblymember Eduardo Garcia



Race/Ethnicity
Patients



Age
Patients



The Services

	Provider FTEs		Encounters	
Medical *	67	77%	282,908	82%
Dental **	13	16%	51,150	15%
Mental Health ***	3	3%	9,254	3%
Other****	7	8%	1,395	0%
Total	86		344,707	

*Physicians, physician assistants, family nurse practitioners, certified nurse midwives, visiting nurses.
 **Dentists and Registered Dental Hygienists
 ***Psychiatrists, clinical psychologists, and licensed clinical social workers.
 ****Other providers billable to Medi-Cal

Total CCHCs that provide the following services

Vision Services	1
Basic Lab Services	12
Radiology Services	7
Pharmacy Services	1
Urgent Care Services	2
Womens Health Services	7
Substance Abuse Services	0
Domestic Violence Services	0

Revenue and Utilization by Payment Source

Program	Patients ^ ^		Encounters		Revenue	
	Count	%	Count	%	Category	Amount
Medicare	7,729	6%	33,586	10%	Gross Patient Revenue	\$60,370,650
Medi-Cal	77,718	65%	242,058	70%	Net Patient Revenue	\$50,068,361
All County ^ ^ ^	809	1%	3,295	1%	Other Operating Revenue	
PACE Patients	0	0%	0	0%	Federal	\$8,374,250
Private Insurance	9,502	8%	18,079	5%	State	\$54,714
Uninsured Services ^ ^ ^ ^	23,263	19%	25,838	7%	County/Local	\$84,193
Other	531	0%	842	0%	Private	\$2,848,685
BCCCP ^ ^	1,102	1%	2,059	1%	Donations/Contributions	\$5,734
CHDP ^ ^	2,011	2%	4,357	1%	Other	\$5,249
Family PACT ^ ^	7,369	6%	14,593	4%		

Because of their philosophy and by necessity, CCHCs have been vigilant about controlling the cost of care, and the untoward effects of deferred or neglected care, by promoting a broad range of preventive health services specifically targeted to the particular needs of their communities and patient populations. The federal Office of Management and Budget has found the Health Center Program to be one of the ten most effective federal programs and the most effective program under the federal Health and Human Services Agency. Despite enormous challenges, CCHCs have persisted in their mission to serve their local communities.

All information compiled by Jeanita Harris, Sr. Data Analyst, CPCA. Numbers are based on 2014 OSHPD data.

^ ^ Patient counts for Episodic programs (BCCP, CHDP, Family PACT) are duplicated. BCCCP = Breast and Cervical Cancer Control Program; CHDP = Child Health and Disability Prevention Program; Family PACT = Family Planning Access Care and Treatment program.
 ^ ^ ^ County Indigent/CMSP/MISP, San Diego County Medical Plan, LA County Public/Private Partnership, and Other County Programs.
 ^ ^ ^ ^ Free and Self-Pay/ Sliding Fee Programs.