

California Community Clinics and Health Centers

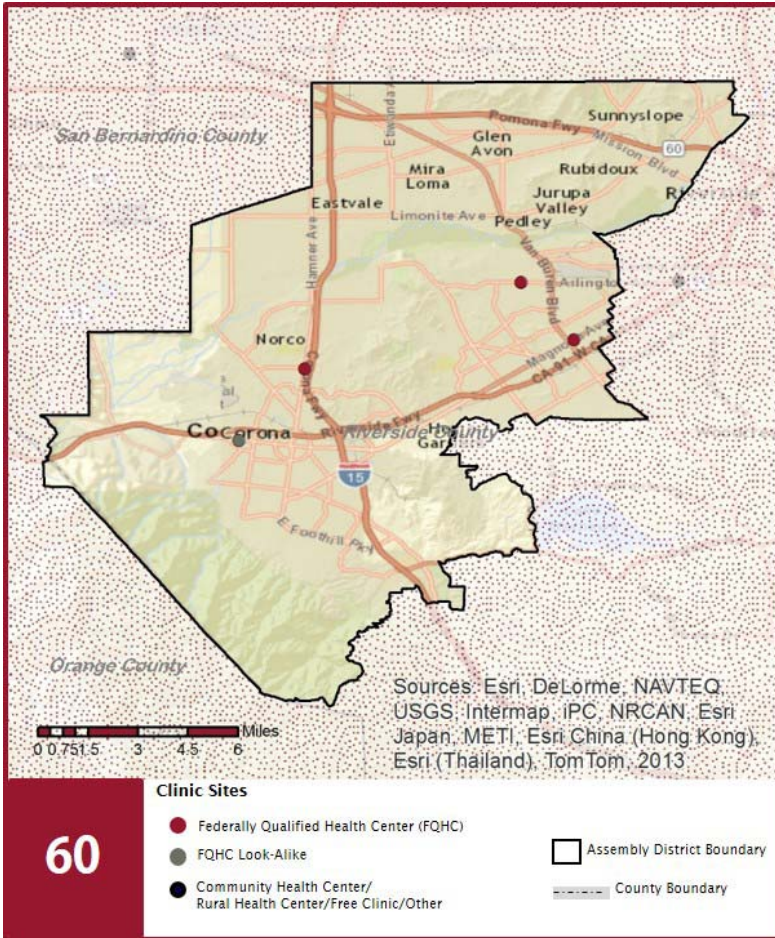
2016

Assembly District 60
Assemblymember Eric Linder



The Clinics

Community Clinics and Health Centers (CCHCs) are nonprofit health care practices located in low income and medically underserved areas. CCHCs share a common mission to serve everyone who walks through their doors, regardless of their ability to pay. The term CCHC include Federally Qualified Health Centers (FQHC), FQHC Look-Alikes, Migrant Health Centers, Rural and Frontier Health Centers, and Free Clinics. CCHCs are an essential segment of the safety net. In many California Counties, they provide a significant proportion of comprehensive primary care services to those who are publicly subsidized or uninsured.



Clinic Types

Total Number of CCHCs	4
Federally Qualified Health Center sites	3
Federally Qualified Health Center Look-Alike sites	1
95-210 Rural Health Center sites	0

The Patients

Demographics

Patients	17,271	
Female	10,967	63%
Male	6,304	37%
19 Years & Under	8,939	52%
Encounters	55,294	

Poverty Levels

Under 100%	14,867	86%
100-200%	1,667	10%
Above 200%	151	1%
Unknown	586	3%

Age

Race			Ethnicity			Age		
						Male	Female	
White	13,300	77%	Hispanic	14,028	81%	Less than 1 Year	438	505
Black	658	4%	Non-Hispanic	2,977	17%	1 - 4 Years	1,087	1,060
Native American	192	1%	Unknown	266	2%	5 - 12 Years	1,470	1,767
Asian/ Pacific Islander	255	1%				13 - 14 Years	395	461
More Than One Race	99	1%				15 - 19 Years	601	1,155
Other/ Unknown	2,767	16%				20 - 34 Years	827	2,457
						35 - 44 Years	483	1,537
						45 - 64 Years	803	1,653
						Over 65 Years	200	372

Language			Migratory Workers		
Primary Language Not English		58%	Patients	174	1%
			Encounters	578	1%

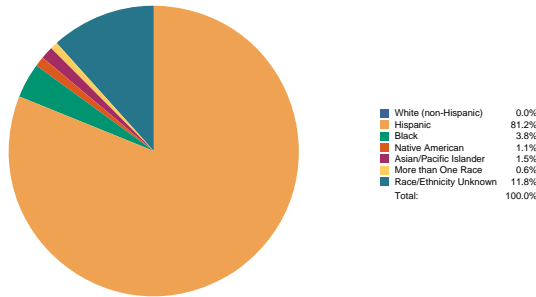
California Community Clinics and Health Centers

2016

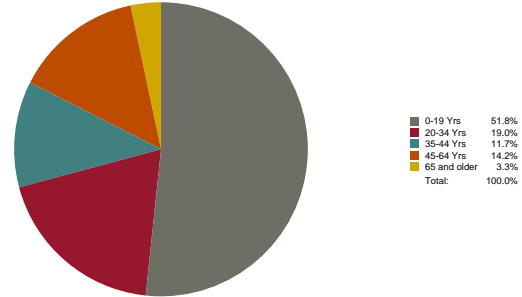
Assembly District 60
Assemblymember Eric Linder



Race/Ethnicity
Patients



Age
Patients



The Services

	Provider FTEs		Encounters	
Medical *	12	61%	39,863	72%
Dental **	4	21%	14,082	25%
Mental Health ***	1	6%	557	1%
Other****	5	25%	792	1%
Total	19		55,294	

*Physicians, physician assistants, family nurse practitioners, certified nurse midwives, visiting nurses.
 **Dentists and Registered Dental Hygienists
 ***Psychiatrists, clinical psychologists, and licensed clinical social workers.
 ****Other providers billable to Medi-Cal

Total CCHCs that provide the following services

Vision Services	1
Basic Lab Services	2
Radiology Services	1
Pharmacy Services	0
Urgent Care Services	0
Womens Health Services	1
Substance Abuse Services	0
Domestic Violence Services	0

Revenue and Utilization by Payment Source

Program	Patients ^ ^		Encounters		Revenue	
Medicare	418	2%	2,160	4%	Gross Patient Revenue	\$10,684,135
Medi-Cal	12,015	70%	36,191	65%	Net Patient Revenue	\$7,146,444
All County ^ ^ ^	0	0%	0	0%	Other Operating Revenue	
PACE Patients	0	0%	0	0%	Federal	\$1,226,136
Private Insurance	598	3%	1,901	3%	State	\$42,758
Uninsured Services ^ ^ ^ ^	4,092	24%	9,260	17%	County/Local	\$0
Other	148	1%	148	0%	Private	\$312,573
BCCCP ^ ^	95	1%	95	0%	Donations/Contributions	\$374
CHDP ^ ^	1,912	11%	1,946	4%	Other	\$12,046
Family PACT ^ ^	2,691	16%	3,593	6%		

Because of their philosophy and by necessity, CCHCs have been vigilant about controlling the cost of care, and the untoward effects of deferred or neglected care, by promoting a broad range of preventive health services specifically targeted to the particular needs of their communities and patient populations. The federal Office of Management and Budget has found the Health Center Program to be one of the ten most effective federal programs and the most effective program under the federal Health and Human Services Agency. Despite enormous challenges, CCHCs have persisted in their mission to serve their local communities.

All information compiled by Jeanita Harris, Sr. Data Analyst, CPCA. Numbers are based on 2014 OSHPD data.

^ ^ Patient counts for Episodic programs (BCCP, CHDP, Family PACT) are duplicated. BCCCP = Breast and Cervical Cancer Control Program; CHDP = Child Health and Disability Prevention Program; Family PACT = Family Planning Access Care and Treatment program.
 ^ ^ ^ County Indigent/CMSP/MISP, San Diego County Medical Plan, LA County Public/Private Partnership, and Other County Programs.
 ^ ^ ^ ^ Free and Self-Pay/ Sliding Fee Programs.