

California Community Clinics and Health Centers

2016

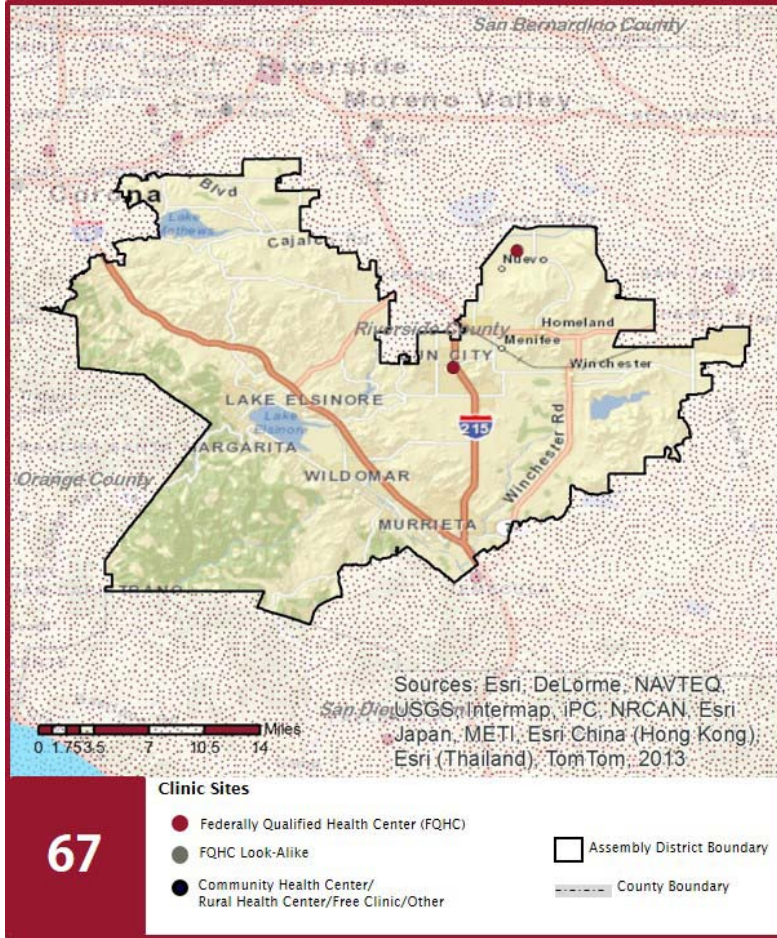
Assembly District 67

Assemblymember Melissa A. Melendez



The Clinics

Community Clinics and Health Centers (CCHCs) are nonprofit health care practices located in low income and medically underserved areas. CCHCs share a common mission to serve everyone who walks through their doors, regardless of their ability to pay. The term CCHC include Federally Qualified Health Centers (FQHC), FQHC Look-Alikes, Migrant Health Centers, Rural and Frontier Health Centers, and Free Clinics. CCHCs are an essential segment of the safety net. In many California Counties, they provide a significant proportion of comprehensive primary care services to those who are publicly subsidized or uninsured.



Clinic Types

Total Number of CCHCs	2
Federally Qualified Health Center sites	2
Federally Qualified Health Center Look-Alike sites	0
95-210 Rural Health Center sites	1

The Patients

Demographics

Patients	1,934	
Female	1,176	61%
Male	758	39%
19 Years & Under	1,002	52%
Encounters	4,973	

Poverty Levels

Under 100%	1,160	60%
100-200%	257	13%
Above 200%	58	3%
Unknown	459	24%

Age

Race

White	1,063	55%
Black	78	4%
Native American	21	1%
Asian/ Pacific Islander	48	2%
More Than One Race	64	3%
Other/ Unknown	660	34%

Language

Primary Language Not English	27%
------------------------------	-----

Ethnicity

Hispanic	1,080	56%
Non-Hispanic	687	36%
Unknown	167	9%

Migratory Workers

Patients	30	2%
Encounters	101	2%

Less than 1 Year	1	3
1 - 4 Years	150	153
5 - 12 Years	256	269
13 - 14 Years	24	39
15 - 19 Years	45	62
20 - 34 Years	99	240
35 - 44 Years	60	142
45 - 64 Years	107	242
Over 65 Years	16	26

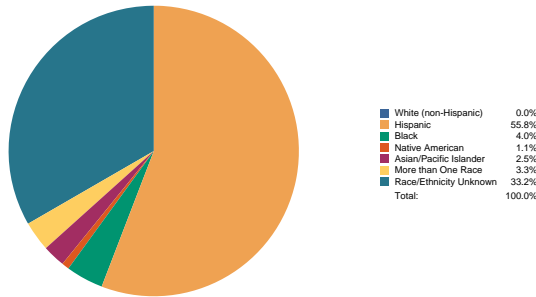
California Community Clinics and Health Centers

2016

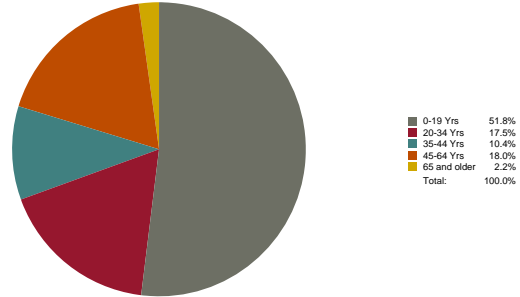
Assembly District 67
Assemblymember Melissa A. Melendez



Race/Ethnicity
Patients



Age
Patients



The Services

	Provider FTEs		Encounters	
Medical *	1	37%	1,845	37%
Dental **	1	62%	3,128	63%
Mental Health ***	0	0%	0	0%
Other****	0	1%	0	0%
Total	2		4,973	

*Physicians, physician assistants, family nurse practitioners, certified nurse midwives, visiting nurses.
**Dentists and Registered Dental Hygienists
***Psychiatrists, clinical psychologists, and licensed clinical social workers.
****Other providers billable to Medi-Cal

Total CCHCs that provide the following services

Vision Services	0
Basic Lab Services	1
Radiology Services	0
Pharmacy Services	0
Urgent Care Services	0
Womens Health Services	1
Substance Abuse Services	0
Domestic Violence Services	0

Revenue and Utilization by Payment Source

Program	Patients ^ ^		Encounters		Revenue	
	Count	Percentage	Count	Percentage	Category	Amount
Medicare	40	2%	80	2%	Gross Patient Revenue	\$614,875
Medi-Cal	1,571	81%	4,272	86%	Net Patient Revenue	\$939,237
All County ^ ^ ^	2	0%	8	0%	Other Operating Revenue	
PACE Patients	0	0%	0	0%	Federal	\$758,337
Private Insurance	110	6%	228	5%	State	\$185
Uninsured Services ^ ^ ^ ^	205	11%	291	6%	County/Local	\$0
Other	6	0%	13	0%	Private	\$159
BCCCP ^ ^	7	0%	14	0%	Donations/Contributions	\$46
CHDP ^ ^	1	0%	1	0%	Other	\$23
Family PACT ^ ^	45	2%	66	1%		

Because of their philosophy and by necessity, CCHCs have been vigilant about controlling the cost of care, and the untoward effects of deferred or neglected care, by promoting a broad range of preventive health services specifically targeted to the particular needs of their communities and patient populations. The federal Office of Management and Budget has found the Health Center Program to be one of the ten most effective federal programs and the most effective program under the federal Health and Human Services Agency. Despite enormous challenges, CCHCs have persisted in their mission to serve their local communities.

All information compiled by Jeanita Harris, Sr. Data Analyst, CPCA. Numbers are based on 2014 OSHPD data.

^ ^ Patient counts for Episodic programs (BCCP, CHDP, Family PACT) are duplicated. BCCCP = Breast and Cervical Cancer Control Program; CHDP = Child Health and Disability Prevention Program; Family PACT = Family Planning Access Care and Treatment program.
^ ^ ^ County Indigent/CMSP/MISP, San Diego County Medical Plan, LA County Public/Private Partnership, and Other County Programs.
^ ^ ^ ^ Free and Self-Pay/ Sliding Fee Programs.