

California Community Clinics and Health Centers

2016

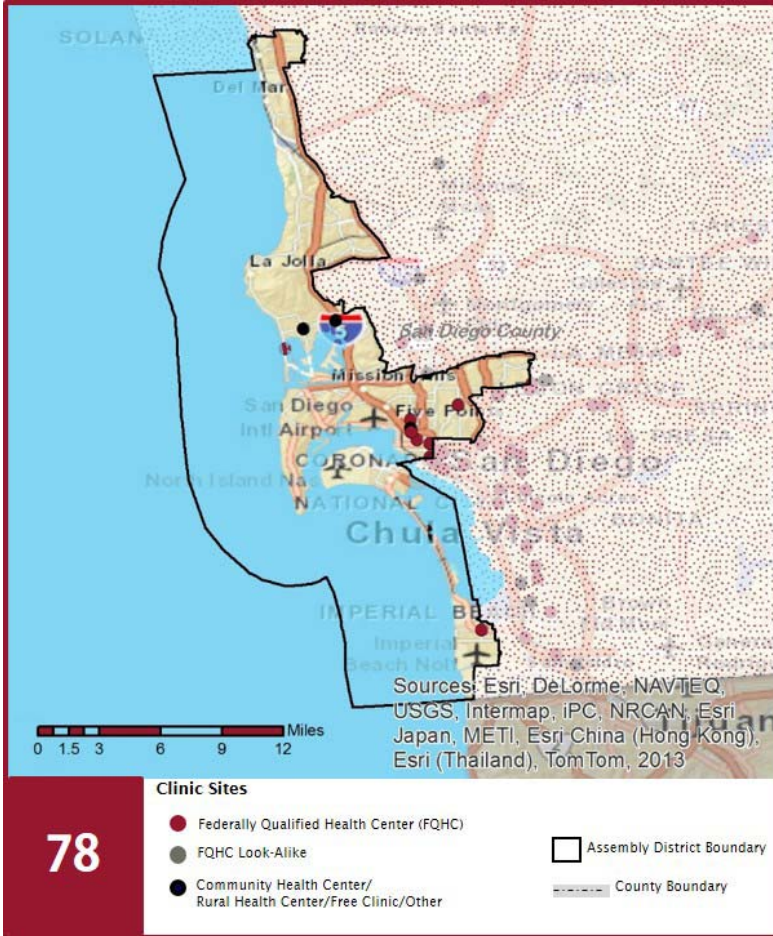
Assembly District 78

Assemblymember Toni G. Atkins



The Clinics

Community Clinics and Health Centers (CCHCs) are nonprofit health care practices located in low income and medically underserved areas. CCHCs share a common mission to serve everyone who walks through their doors, regardless of their ability to pay. The term CCHC include Federally Qualified Health Centers (FQHC), FQHC Look-Alikes, Migrant Health Centers, Rural and Frontier Health Centers, and Free Clinics. CCHCs are an essential segment of the safety net. In many California Counties, they provide a significant proportion of comprehensive primary care services to those who are publicly subsidized or uninsured.



Clinic Types

Total Number of CCHCs	13
Federally Qualified Health Center sites	8
Federally Qualified Health Center Look-Alike sites	0
95-210 Rural Health Center sites	0

The Patients

Demographics

Patients	64,142	
Female	40,716	63%
Male	23,426	37%
19 Years & Under	10,705	17%
Encounters	199,221	

Poverty Levels

Under 100%	43,136	67%
100-200%	11,699	18%
Above 200%	3,684	6%
Unknown	5,623	9%

Age

Race			Ethnicity			Age		
						Male	Female	
White	43,053	67%	Hispanic	22,895	36%	Less than 1 Year	589	571
Black	6,001	9%	Non-Hispanic	37,248	58%	1 - 4 Years	1,352	1,273
Native American	1,603	2%	Unknown	3,999	6%	5 - 12 Years	1,529	1,396
Asian/ Pacific Islander	2,950	5%	Migratory Workers			13 - 14 Years	276	329
More Than One Race	3,419	5%				Patients	98	0%
Other/ Unknown	7,116	11%	Encounters	305	0%	20 - 34 Years	6,108	20,741
Language						35 - 44 Years	3,360	5,461
Primary Language Not English		11%				45 - 64 Years	8,357	7,102
						Over 65 Years	1,052	1,256

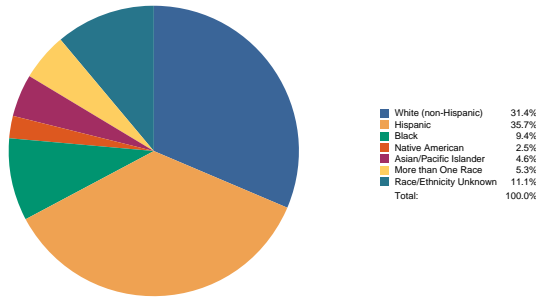
California Community Clinics and Health Centers

2016

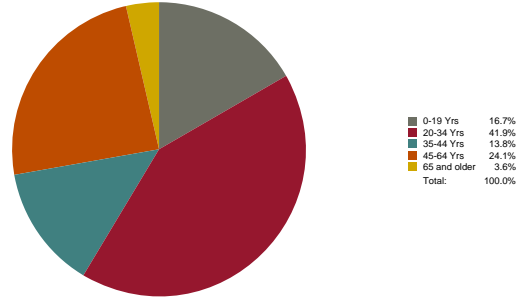
Assembly District 78
Assemblymember Toni G. Atkins



Race/Ethnicity
Patients



Age
Patients



The Services

	Provider FTEs		Encounters	
Medical *	44	60%	145,766	73%
Dental **	9	12%	20,114	10%
Mental Health ***	8	11%	12,873	6%
Other****	25	34%	20,468	10%
Total	74		199,221	

*Physicians, physician assistants, family nurse practitioners, certified nurse midwives, visiting nurses.
 **Dentists and Registered Dental Hygienists
 ***Psychiatrists, clinical psychologists, and licensed clinical social workers.
 ****Other providers billable to Medi-Cal

Total CCHCs that provide the following services

Vision Services	3
Basic Lab Services	8
Radiology Services	2
Pharmacy Services	2
Urgent Care Services	1
Womens Health Services	8
Substance Abuse Services	8
Domestic Violence Services	2

Revenue and Utilization by Payment Source

Program	Patients ^ ^		Encounters		Revenue	
Medicare	2,794	4%	11,992	6%	Gross Patient Revenue	\$56,841,439
Medi-Cal	28,723	45%	100,682	51%	Net Patient Revenue	\$48,923,534
All County ^ ^ ^	82	0%	3,817	2%	Other Operating Revenue	
PACE Patients	217	0%	17,090	9%	Federal	\$7,975,192
Private Insurance	4,432	7%	8,350	4%	State	\$148,137
Uninsured Services ^ ^ ^ ^	27,894	43%	30,937	16%	County/Local	\$3,517,100
Other	0	0%	0	0%	Private	\$1,090,898
BCCCP ^ ^	857	1%	1,014	1%	Donations/Contributions	\$1,617,063
CHDP ^ ^	511	1%	512	0%	Other	\$5,801,996
Family PACT ^ ^	12,652	20%	24,827	12%		

Because of their philosophy and by necessity, CCHCs have been vigilant about controlling the cost of care, and the untoward effects of deferred or neglected care, by promoting a broad range of preventive health services specifically targeted to the particular needs of their communities and patient populations. The federal Office of Management and Budget has found the Health Center Program to be one of the ten most effective federal programs and the most effective program under the federal Health and Human Services Agency. Despite enormous challenges, CCHCs have persisted in their mission to serve their local communities.

All information compiled by Jeanita Harris, Sr. Data Analyst, CPCA. Numbers are based on 2014 OSHPD data.

^ ^ Patient counts for Episodic programs (BCCP, CHDP, Family PACT) are duplicated. BCCCP = Breast and Cervical Cancer Control Program; CHDP = Child Health and Disability Prevention Program; Family PACT = Family Planning Access Care and Treatment program.
 ^ ^ ^ County Indigent/CMSP/MISP, San Diego County Medical Plan, LA County Public/Private Partnership, and Other County Programs.
 ^ ^ ^ ^ Free and Self-Pay/ Sliding Fee Programs.