

California Community Clinics and Health Centers

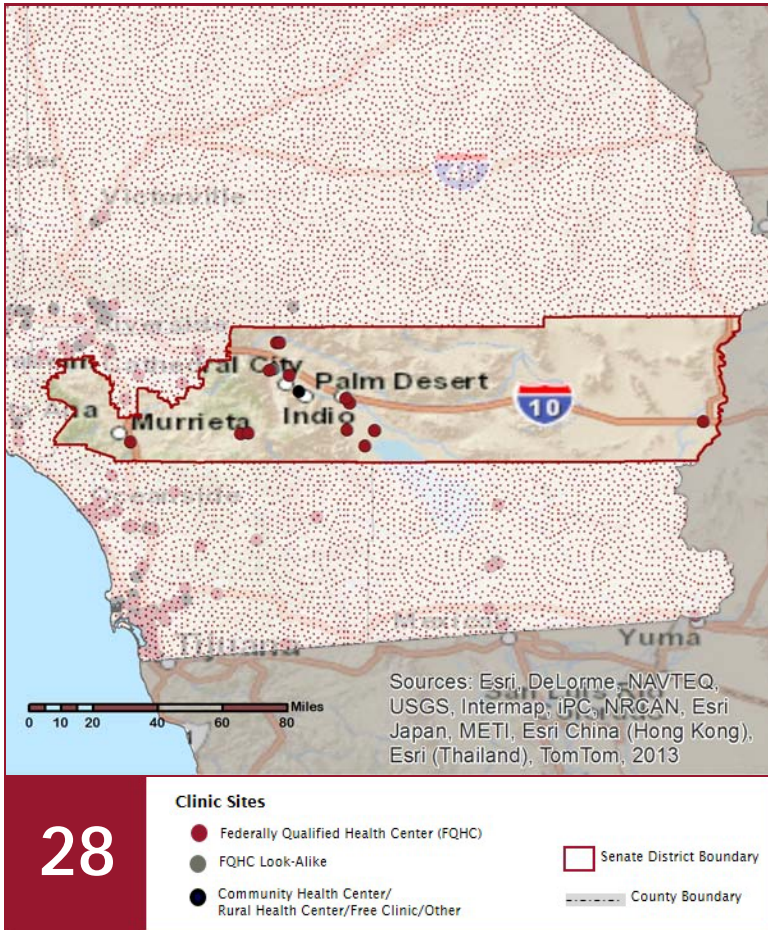
2016

Senate District 28
Senator Jeff Stone



The Clinics

Community Clinics and Health Centers (CCHCs) are nonprofit health care practices located in low income and medically underserved areas. CCHCs share a common mission to serve everyone who walks through their doors, regardless of their ability to pay. The term CCHC include Federally Qualified Health Centers (FQHC), FQHC Look-Alikes, Migrant Health Centers, Rural and Frontier Health Centers, and Free Clinics. CCHCs are an essential segment of the safety net. In many California Counties, they provide a significant proportion of comprehensive primary care services to those who are publicly subsidized or uninsured.



Clinic Types

Total Number of CCHCs	17
Federally Qualified Health Center sites	14
Federally Qualified Health Center Look-Alike sites	1
95-210 Rural Health Center sites	4

The Patients

Demographics

Patients	95,026	
Female	60,066	63%
Male	34,960	37%
19 Years & Under	40,915	43%
Encounters	274,332	

Poverty Levels

Under 100%	59,691	63%
100-200%	12,765	13%
Above 200%	2,499	3%
Unknown	20,071	21%

Age

Race			Ethnicity			Age		
						Male	Female	
White	66,039	69%	Hispanic	60,139	63%	Less than 1 Year	1,663	1,682
Black	3,206	3%	Non-Hispanic	23,532	25%	1 - 4 Years	4,606	4,259
Native American	1,045	1%	Unknown	11,355	12%	5 - 12 Years	8,406	8,278
Asian/ Pacific Islander	2,133	2%				13 - 14 Years	1,563	1,562
More Than One Race	1,227	1%				15 - 19 Years	2,894	6,002
Other/ Unknown	21,376	22%				20 - 34 Years	4,758	19,327
						35 - 44 Years	2,620	7,453
						45 - 64 Years	6,891	9,675
						Over 65 Years	1,559	1,828
Language			Migratory Workers					
Primary Language Not English		37%	Patients	4,224	4%			
			Encounters	12,490	5%			

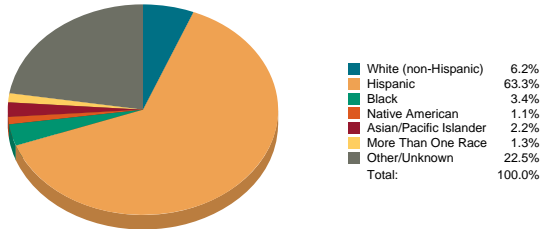
California Community Clinics and Health Centers

2016

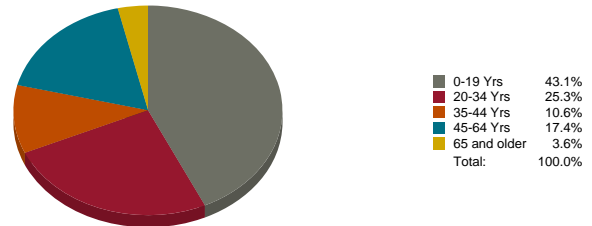
Senate District 28
Senator Jeff Stone



Race/Ethnicity
Patients



Age
Patients



The Services

	Provider FTEs		Encounters	
Medical *	55	67%	218,906	80%
Dental **	12	15%	35,878	13%
Mental Health ***	6	7%	9,016	3%
Other ****	9	11%	10,532	4%
Total	82		274,332	

Total CCHCs that provide the following services

Vision Services	1
Basic Lab Services	7
Radiology Services	3
Pharmacy Services	0
Urgent Care Services	2
Womens Health Services	6
Substance Abuse Services	2
Domestic Violence Services	0

*Physicians, physician assistants, family nurse practitioners, certified nurse midwives, visiting nurses.
**Dentists and Registered Dental Hygienists
***Psychiatrists, clinical psychologists, and licensed clinical social workers.
****Other providers billable to Medi-Cal

Revenue and Utilization by Payment Source

Program	Patients ^ ^		Encounters		Revenue	
Medicare	4,188	4%	20,190	7%	Gross Patient Revenue	\$53,574,404
Medi-Cal	58,601	62%	180,459	66%	Total Write-offs Revenue	\$8,297,184
All County ^ ^ ^	918	1%	3,891	1%	Net Patient Revenue	\$45,277,220
PACE Patients	0	0%	0	0%	Other Operating Revenue	
Private Insurance	5,768	6%	14,694	5%	Federal	\$6,985,036
Uninsured Services ^ ^ ^ ^	25,004	26%	25,113	9%	State	\$45,386
Other	547	1%	902	0%	County/Local	\$29,140
BCCCP ^ ^	899	1%	1,491	1%	Private	\$2,343,006
CHDP ^ ^	1,291	1%	2,619	1%	Donations/Contributions	\$44,060
Family PACT ^ ^	12,690	13%	24,973	9%	Other	\$8,080

Because of their philosophy and by necessity, CCHCs have been vigilant about controlling the cost of care, and the untoward effects of deferred or neglected care, by promoting a broad range of preventive health services specifically targeted to the particular needs of their communities and patient populations. The federal Office of Management and Budget has found the Health Center Program to be one of the ten most effective federal programs and the most effective program under the federal Health and Human Services Agency. Despite enormous challenges, CCHCs have persisted in their mission to serve their local communities.

All information compiled by Jeanita Harris, Sr. Data Analyst, CPCA. Numbers are based on 2014 OSHPD data.

^ ^ Patient counts for Episodic programs (BCCP, CHDP, Family PACT) are duplicated. BCCCP = Breast and Cervical Cancer Control Program; CHDP = Child Health and Disability Prevention Program; Family PACT = Family Planning Access Care and Treatment program.
^ ^ ^ County Indigent/CMSP/MISP, San Diego County Medical Plan, LA County Public/Private Partnership, and Other County Programs.
^ ^ ^ ^ Free and Self-Pay/ Sliding Fee Programs.