

# California Community Clinics and Health Centers

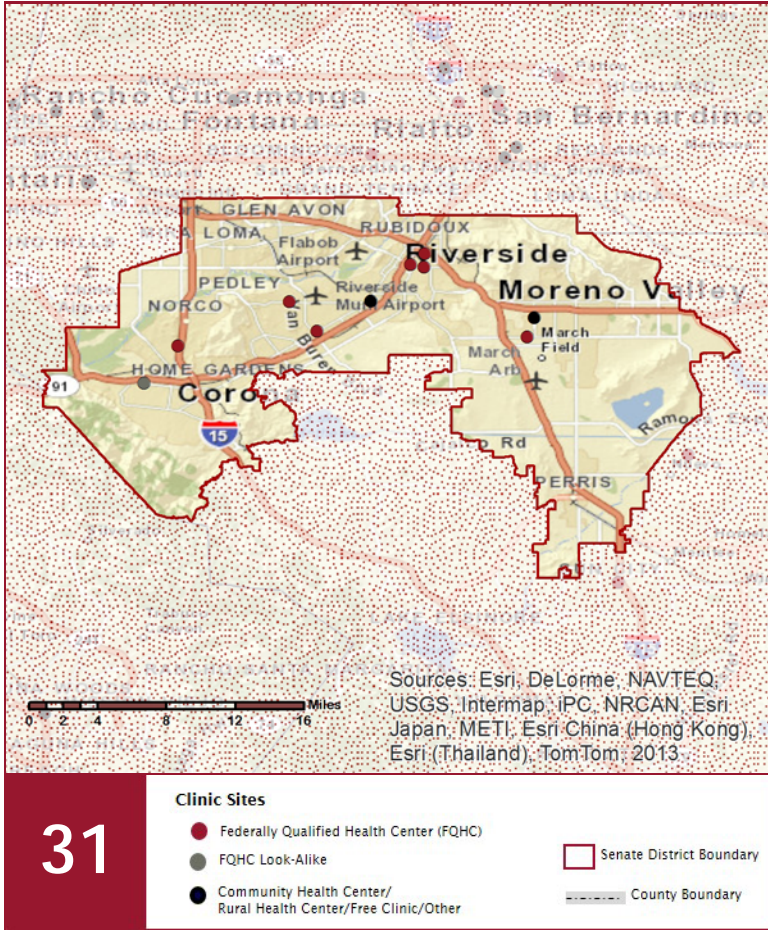
# 2016

Senate District 31  
Senator Richard D. Roth



## The Clinics

Community Clinics and Health Centers (CCHCs) are nonprofit health care practices located in low income and medically underserved areas. CCHCs share a common mission to serve everyone who walks through their doors, regardless of their ability to pay. The term CCHC include Federally Qualified Health Centers (FQHC), FQHC Look-Alikes, Migrant Health Centers, Rural and Frontier Health Centers, and Free Clinics. CCHCs are an essential segment of the safety net. In many California Counties, they provide a significant proportion of comprehensive primary care services to those who are publicly subsidized or uninsured.



## Clinic Types

Total Number of CCHCs	10
Federally Qualified Health Center sites	7
Federally Qualified Health Center Look-Alike sites	1
95-210 Rural Health Center sites	0

## The Patients

### Demographics

Patients	58,329	
Female	42,127	72%
Male	16,202	28%
19 Years & Under	18,668	32%
Encounters	149,546	

### Poverty Levels

Under 100%	44,912	77%
100-200%	5,952	10%
Above 200%	1,051	2%
Unknown	6,414	11%

### Age

Race			Ethnicity			Age		
						Male	Female	
White	41,710	72%	Hispanic	35,955	62%	Less than 1 Year	582	643
Black	6,048	10%	Non-Hispanic	19,509	33%	1 - 4 Years	1,717	1,711
Native American	430	1%	Unknown	2,865	5%	5 - 12 Years	2,745	3,056
Asian/ Pacific Islander	1,789	3%	<b>Migratory Workers</b>			13 - 14 Years	676	771
More Than One Race	476	1%				Patients	356	1%
Other/ Unknown	7,876	14%	Encounters	1,183	1%	20 - 34 Years	4,411	20,846
<b>Language</b>						35 - 44 Years	1,556	4,797
Primary Language Not English	24%					45 - 64 Years	2,507	4,327
						Over 65 Years	470	747

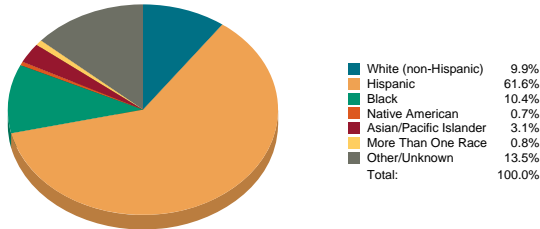
# California Community Clinics and Health Centers

## 2016

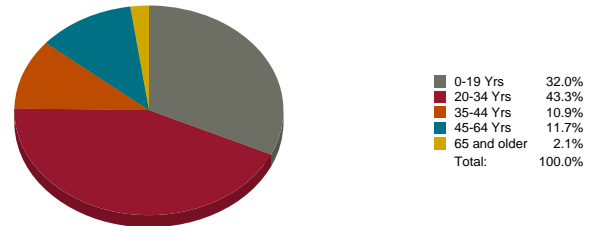
Senate District 31  
Senator Richard D. Roth



**Race/Ethnicity**  
Patients



**Age**  
Patients



### The Services

	Provider FTEs		Encounters	
Medical *	29	71%	108,298	72%
Dental **	8	19%	28,173	19%
Mental Health ***	1	3%	557	0%
Other ****	3	7%	12,518	8%
<b>Total</b>	<b>40</b>		<b>149,546</b>	

### Total CCHCs that provide the following services

Vision Services	2
Basic Lab Services	5
Radiology Services	1
Pharmacy Services	1
Urgent Care Services	1
Womens Health Services	5
Substance Abuse Services	0
Domestic Violence Services	0

\*Physicians, physician assistants, family nurse practitioners, certified nurse midwives, visiting nurses.  
\*\*Dentists and Registered Dental Hygienists  
\*\*\*Psychiatrists, clinical psychologists, and licensed clinical social workers.  
\*\*\*\*Other providers billable to Medi-Cal

### Revenue and Utilization by Payment Source

Program	Patients ^ ^		Encounters		Revenue	
Medicare	941	2%	4,130	3%	Gross Patient Revenue	\$30,661,957
Medi-Cal	27,610	47%	79,151	53%	Total Write-offs Revenue	\$12,005,968
All County ^ ^ ^	0	0%	0	0%	Net Patient Revenue	\$18,655,989
PACE Patients	0	0%	0	0%	<b>Other Operating Revenue</b>	
Private Insurance	4,400	8%	9,171	6%	Federal	\$3,860,391
Uninsured Services ^ ^ ^ ^	25,130	43%	22,124	15%	State	\$125,702
Other	248	0%	287	0%	County/Local	\$23,273
BCCCP ^ ^	95	0%	95	0%	Private	\$801,596
CHDP ^ ^	1,944	3%	1,988	1%	Donations/Contributions	\$73,610
Family PACT ^ ^	18,389	32%	32,600	22%	Other	\$89,948

Because of their philosophy and by necessity, CCHCs have been vigilant about controlling the cost of care, and the untoward effects of deferred or neglected care, by promoting a broad range of preventive health services specifically targeted to the particular needs of their communities and patient populations. The federal Office of Management and Budget has found the Health Center Program to be one of the ten most effective federal programs and the most effective program under the federal Health and Human Services Agency. Despite enormous challenges, CCHCs have persisted in their mission to serve their local communities.

All information compiled by Jeanita Harris, Sr. Data Analyst, CPCA. Numbers are based on 2014 OSHPD data.

^ ^ Patient counts for Episodic programs (BCCP, CHDP, Family PACT) are duplicated. BCCCP = Breast and Cervical Cancer Control Program; CHDP = Child Health and Disability Prevention Program; Family PACT = Family Planning Access Care and Treatment program.  
^ ^ ^ County Indigent/CMSP/MISP, San Diego County Medical Plan, LA County Public/Private Partnership, and Other County Programs.  
^ ^ ^ ^ Free and Self-Pay/ Sliding Fee Programs.