

California Community Clinics and Health Centers

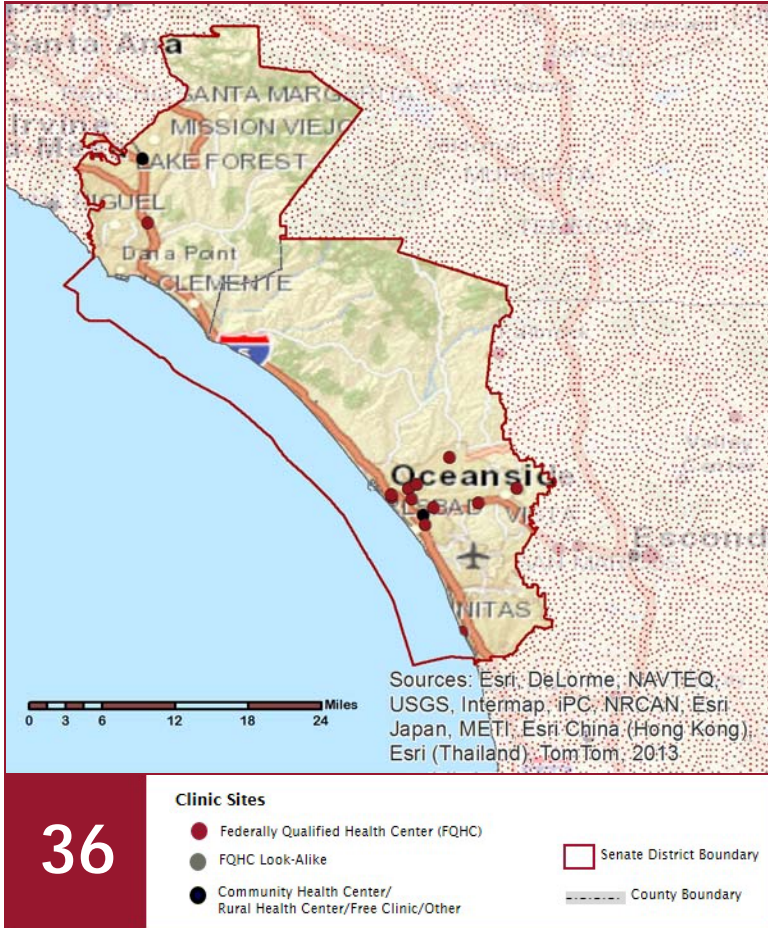
2016

Senate District 36
 Senator Patricia C. Bates



The Clinics

Community Clinics and Health Centers (CCHCs) are nonprofit health care practices located in low income and medically underserved areas. CCHCs share a common mission to serve everyone who walks through their doors, regardless of their ability to pay. The term CCHC include Federally Qualified Health Centers (FQHC), FQHC Look-Alikes, Migrant Health Centers, Rural and Frontier Health Centers, and Free Clinics. CCHCs are an essential segment of the safety net. In many California Counties, they provide a significant proportion of comprehensive primary care services to those who are publicly subsidized or uninsured.



Clinic Types

Total Number of CCHCs	15
Federally Qualified Health Center sites	13
Federally Qualified Health Center Look-Alike sites	0
95-210 Rural Health Center sites	0

The Patients

Demographics

Patients	130,901	
Female	87,015	66%
Male	43,886	34%
19 Years & Under	53,769	41%
Encounters	347,366	

Poverty Levels

Under 100%	92,770	71%
100-200%	26,503	20%
Above 200%	4,222	3%
Unknown	7,406	6%

Age

Race			Ethnicity			Age		
						Male	Female	
White	94,625	72%	Hispanic	71,283	54%	Less than 1 Year	2,472	2,345
Black	3,386	3%	Non-Hispanic	55,709	43%	1 - 4 Years	5,123	5,214
Native American	398	0%	Unknown	3,909	3%	5 - 12 Years	8,497	8,377
Asian/ Pacific Islander	4,701	4%				13 - 14 Years	1,524	3,377
More Than One Race	3,983	3%				15 - 19 Years	3,827	13,013
Other/ Unknown	23,808	18%				20 - 34 Years	7,458	26,075
						35 - 44 Years	4,130	10,531
						45 - 64 Years	9,373	15,561
						Over 65 Years	1,482	2,522
Language			Migratory Workers					
Primary Language Not English		33%	Patients	10,299	8%			
			Encounters	33,003	10%			

California Community Clinics and Health Centers

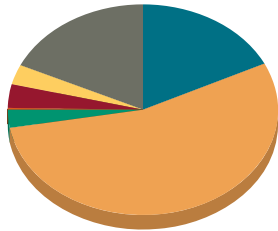
2016

Senate District 36
Senator Patricia C. Bates



Race/Ethnicity

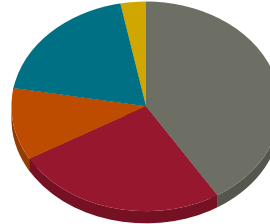
Patients



White (non-Hispanic)	17.8%
Hispanic	54.5%
Black	2.6%
Native American	0.3%
Asian/Pacific Islander	3.6%
More Than One Race	3.0%
Other/Unknown	18.2%
Total:	100.0%

Age

Patients



0-19 Yrs	41.1%
20-34 Yrs	25.6%
35-44 Yrs	11.2%
45-64 Yrs	19.0%
65 and older	3.1%
Total:	100.0%

The Services

	Provider FTEs		Encounters	
Medical *	77	67%	278,018	80%
Dental **	13	11%	37,577	11%
Mental Health ***	3	2%	3,946	1%
Other ****	23	20%	27,825	8%
Total	115		347,366	

*Physicians, physician assistants, family nurse practitioners, certified nurse midwives, visiting nurses.
**Dentists and Registered Dental Hygienists
***Psychiatrists, clinical psychologists, and licensed clinical social workers.
****Other providers billable to Medi-Cal

Total CCHCs that provide the following services

Vision Services	1
Basic Lab Services	6
Radiology Services	1
Pharmacy Services	6
Urgent Care Services	2
Womens Health Services	11
Substance Abuse Services	0
Domestic Violence Services	0

Revenue and Utilization by Payment Source

Program	Patients ^ ^		Encounters		Revenue	
Medicare	2,976	2%	10,373	3%	Gross Patient Revenue	\$67,751,576
Medi-Cal	64,518	49%	222,286	64%	Total Write-offs Revenue	\$16,543,326
All County ^ ^ ^	31	0%	482	0%	Net Patient Revenue	\$51,208,250
PACE Patients	0	0%	0	0%	Other Operating Revenue	
Private Insurance	5,286	4%	12,270	4%	Federal	\$9,316,757
Uninsured Services ^ ^ ^ ^	57,873	44%	57,829	17%	State	\$607,338
Other	217	0%	272	0%	County/Local	\$2,426,120
BCCCP ^ ^	4,741	4%	5,418	2%	Private	\$2,677,491
CHDP ^ ^	2,470	2%	2,652	1%	Donations/Contributions	\$1,357,618
Family PACT ^ ^	22,766	17%	35,784	10%	Other	\$805,098

Because of their philosophy and by necessity, CCHCs have been vigilant about controlling the cost of care, and the untoward effects of deferred or neglected care, by promoting a broad range of preventive health services specifically targeted to the particular needs of their communities and patient populations. The federal Office of Management and Budget has found the Health Center Program to be one of the ten most effective federal programs and the most effective program under the federal Health and Human Services Agency. Despite enormous challenges, CCHCs have persisted in their mission to serve their local communities.

All information compiled by Jeanita Harris, Sr. Data Analyst, CPCA. Numbers are based on 2014 OSHPD data.

^ ^ Patient counts for Episodic programs (BCCP, CHDP, Family PACT) are duplicated. BCCCP = Breast and Cervical Cancer Control Program; CHDP = Child Health and Disability Prevention Program; Family PACT = Family Planning Access Care and Treatment program.
^ ^ ^ County Indigent/CMSP/MISP, San Diego County Medical Plan, LA County Public/Private Partnership, and Other County Programs.
^ ^ ^ ^ Free and Self-Pay/ Sliding Fee Programs.