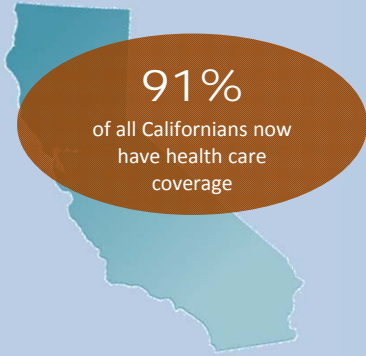


# Health Care Coverage is Important for Californians

March 17, 2017

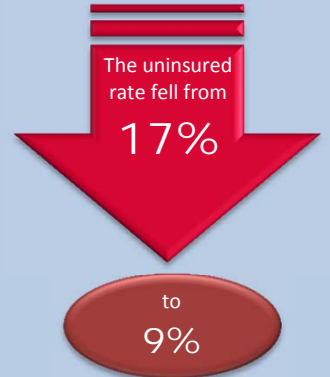

## Statewide



Nearly 14 million Californians depend on the Medi-Cal program for access to health care...

Close to 4 million Californians received coverage through Medicaid...

1.4 million residents have gained coverage through Covered California, the state's insurance marketplace...



The Medicaid financing changes in the proposed AHCA will cost California at least **\$12 billion** a year.



Hard working families, seniors and children rely on health care coverage to access the care they need....

## California Hospitals Contribute to the Success of Communities and the Economy



**\$229 billion** economic contribution to the state

**\$145 billion**

Economic output activity

**\$84 billion**

Salaries and benefits impact the economy

**Nearly 1 million**

Jobs resulting from hospital employment

Including more than **431,050** good paying hospital jobs in California....

A loss of coverage for families, seniors and other individuals means an **increase** in Hospital **bad debt**, and **indigent** and **charity care** of more than \$3 billion statewide...

The impact to hospitals in California totals:

**\$ 3,094,777,879** X

The AHCA would result in a loss of coverage for

**3,057,104**

individuals in California.

March 17, 2017

District	Representative	Estimated	Estimated	Total	Estimated in Year 2020	
		Subsidized Enrollees	Expansion Enrollees	ACA Coverage	Loss of Medicaid Resources	Increase in Bad Debt/Charity
<b>All</b>	<b>Statewide</b>	<b>1,204,546</b>	<b>3,648,000</b>	<b>4,852,546</b>	<b>\$ 12,728,763,307</b>	<b>\$ 3,094,777,879</b>
1	Doug LaMalfa (R)	25,646	75,000	100,646	\$ 275,647,440	\$ 88,227,845
2	Jared Huffman (D)	29,213	63,000	92,213	\$ 143,788,238	\$ 50,839,886
3	John Garamendi (D)	19,077	65,000	84,077	\$ 135,054,680	\$ 30,214,012
4	Tom McClintock (R)	27,548	47,000	74,548	\$ 116,874,335	\$ 58,843,276
5	Mike Thompson (D)	24,043	60,000	84,043	\$ 322,423,997	\$ 88,716,304
6	Doris Matsui (D)	18,617	88,000	106,617	\$ 487,192,234	\$ 148,916,113
7	Ami Bera (D)	21,424	56,000	77,424	\$ 112,819,396	\$ 37,740,700
8	Paul Cook (R)	17,008	87,000	104,008	\$ 140,981,671	\$ 29,086,491
9	Jerry McNerney (D)	21,803	80,000	101,803	\$ 215,930,207	\$ 72,800,015
10	Jeff Denham (R)	23,757	86,000	109,757	\$ 222,345,714	\$ 110,777,230
11	Mark DeSaulnier (D)	22,286	54,000	76,286	\$ 65,761,347	\$ 20,309,600
12	Nancy Pelosi (D)	25,200	68,000	93,200	\$ 543,853,569	\$ 106,821,704
13	Barbara Lee (D)	25,898	69,000	94,898	\$ 350,884,121	\$ 71,326,699
14	Jackie Speier (D)	22,029	55,000	77,029	\$ 155,934,059	\$ 19,836,615
15	Eric Swalwell (D)	23,399	45,000	68,399	\$ 74,634,328	\$ 29,969,697
16	Jim Costa (D)	17,823	105,000	122,823	\$ 551,591,631	\$ 103,874,494
17	Ro Khanna (D)	22,294	43,000	65,294	\$ 17,059,353	\$ 8,655,650
18	Anna G. Eshoo (D)	18,822	33,000	51,822	\$ 640,956,360	\$ 158,342,207
19	Zoe Lofgren (D)	21,033	76,000	97,033	\$ 67,687,129	\$ 7,155,054
20	Jimmy Panetta (D)	24,814	65,000	89,814	\$ 168,391,731	\$ 66,911,100
21	David Valadao (R)	12,351	99,000	111,351	\$ 99,930,875	\$ 1,636,365
22	Devin Nunes (R)	18,070	68,000	86,070	\$ 193,186,341	\$ 29,404,676
23	Kevin McCarthy (R)	14,579	67,000	81,579	\$ 322,896,214	\$ 78,944,940
24	Salud Carbajal (D)	27,001	52,000	79,001	\$ 156,832,528	\$ 27,100,076
25	Stephen Knight (R)	18,369	58,000	76,369	\$ 32,338,118	\$ 15,645,899
26	Julia Brownley (D)	26,393	59,000	85,393	\$ 174,784,144	\$ 30,606,557
27	Judy Chu (D)	37,900	70,000	107,900	\$ 164,351,793	\$ 13,925,881
28	Adam Schiff (D)	31,469	68,000	99,469	\$ 661,941,795	\$ 94,949,614
29	Tony Cardenas (D)	20,856	107,000	127,856	\$ 367,571,039	\$ 82,618,241
30	Brad Sherman (D)	30,099	55,000	85,099	\$ 162,406,318	\$ 33,618,902
31	Pete Aguilar (D)	17,015	83,000	100,015	\$ 704,290,755	\$ 163,923,292
32	Grace Napolitano (D)	24,888	76,000	100,888	\$ 189,740,035	\$ 16,796,276
33	Ted Lieu (D)	23,286	24,000	47,286	\$ 204,726,132	\$ 23,366,042
34	Xavier Becerra (D)	20,672	107,000	127,672	\$ 923,544,257	\$ 178,946,303
35	Norma Torres (D)	21,709	83,000	104,709	\$ 124,457,605	\$ 32,462,442
36	Raul Ruiz (D)	20,286	81,000	101,286	\$ 151,026,948	\$ 33,549,600
37	Karen Bass (D)	20,106	74,000	94,106	\$ 8,133,144	\$ 93,648
38	Linda Sanchez (D)	20,052	65,000	85,052	\$ 169,978,701	\$ 18,505,752
39	Ed Royce (R)	34,331	51,000	85,331	\$ 20,710,900	\$ 16,551,472
40	Lucille Roybal-Allard (D)	14,659	119,000	133,659	\$ 178,194,327	\$ 35,483,940
41	Mark Takano (D)	17,034	79,000	96,034	\$ 201,050,042	\$ 131,862,143
42	Ken Calvert (R)	22,757	56,000	78,757	\$ 71,379,278	\$ 23,325,264
43	Maxine Waters (D)	18,422	87,000	105,422	\$ 327,038,496	\$ 104,531,729
44	Nanette Barragán (D)	14,956	104,000	118,956	\$ 181,173,641	\$ 1,894,765
45	Mimi Walters (R)	29,039	37,000	66,039	\$ 50,878,396	\$ 23,276,397
46	Lou Correa (D)	20,559	92,000	112,559	\$ 469,401,014	\$ 159,912,334
47	Alan Lowenthal (D)	22,223	76,000	98,223	\$ 322,086,897	\$ 47,534,515
48	Dana Rohrabacher (R)	29,899	47,000	76,899	\$ 159,699,247	\$ 76,263,355
49	Darrell Issa (R)	26,643	38,000	64,643	\$ 52,932,057	\$ 23,721,769
50	Duncan D. Hunter (R)	23,893	63,000	86,893	\$ 58,076,578	\$ 27,798,881
51	Juan Vargas (D)	25,435	95,000	120,435	\$ 65,860,214	\$ 23,113,155
52	Scott Peters (D)	24,015	31,000	55,015	\$ 67,759,815	\$ 16,182,843
53	Susan Davis (D)	23,846	57,000	80,846	\$ 880,574,124	\$ 197,866,122

Data Sources: CBO Report on AHCA, Statewide OSHPD, Medi-Cal, CoveredCA, and Industry estimates.