

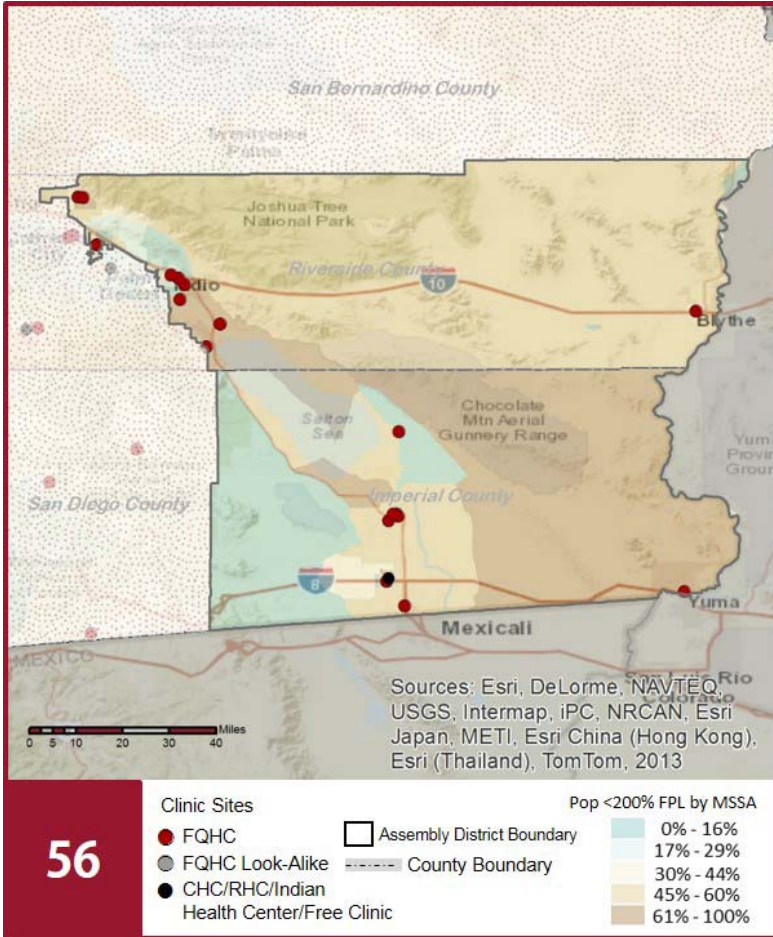
# California Community Clinics and Health Centers

## 2017 | Assembly District 56 Assemblymember Eduardo Garcia



### The Clinics

Community Clinics and Health Centers (CCHCs) are nonprofit health care practices located in low income and medically underserved areas. CCHCs share a common mission to serve everyone who walks through their doors, regardless of their ability to pay. The term CCHC include Federally Qualified Health Centers (FQHC), FQHC Look-Alikes, Migrant Health Centers, Rural and Frontier Health Centers, and Free Clinics. CCHCs are an essential segment of the safety net. In many California Counties, they provide a significant proportion of comprehensive primary care services to those who are publicly subsidized or uninsured.



### Clinic Types

Total Number of CCHCs	21
Federally Qualified Health Center sites	19
Federally Qualified Health Center Look-Alike sites	0
95-210 Rural Health Center sites	3

### The Patients

#### Demographics

Patients	152,142	
Female	91,194	60%
Male	60,948	40%
19 Years & Under	71,793	47%
Encounters	396,112	

#### Poverty Levels

Under 100%	74,405	49%
100-138%	18,767	12%
139-200%	5,751	4%
201-400%	1,774	1%
Above 400%	551	0%
Unknown	50,894	34%

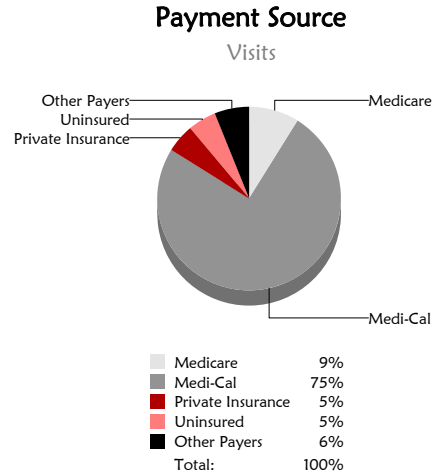
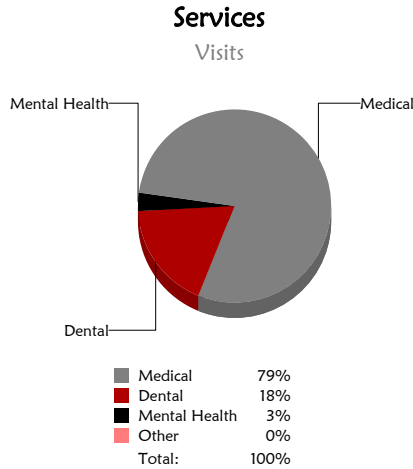
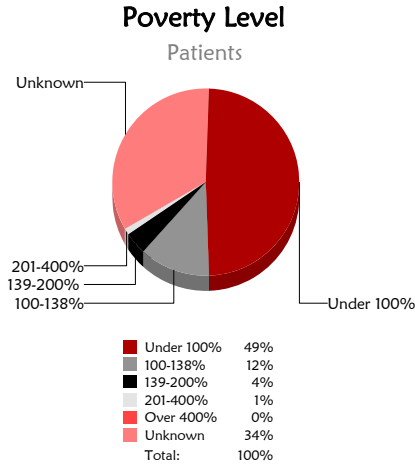
56

Race			Ethnicity			Age		
White (including Hispanic)	101,761	67%	Hispanic	109,157	72%	Less than 1 Year	5,469	4%
Black	3,745	2%	Non-Hispanic	17,706	12%	1 - 4 Years	16,969	11%
Native American	1,041	1%	Unknown	25,279	17%	5 - 12 Years	30,476	20%
Asian/ Pacific Islander	1,531	1%				13 - 14 Years	5,729	4%
More Than One Race	837	1%				15 - 19 Years	13,150	9%
Other/ Unknown	43,227	28%				20 - 34 Years	28,576	19%
						35 - 44 Years	14,448	9%
						45 - 64 Years	28,267	19%
						Over 65 Years	9,058	6%

Language		
Primary Language Not English		43%

# California Community Clinics and Health Centers

## 2017 | Assembly District 56 Assemblymember Eduardo Garcia



### The Services

	Provider FTEs	Encounters
Medical *	79 77%	312,164 79%
Dental **	15 14%	70,157 18%
Mental Health ***	7 6%	11,951 3%
Other****	3 3%	1,840 0%
<b>Total</b>	<b>103</b>	<b>396,112</b>

### Top Community Services

- Homeless
- Outreach
- Transportation
- Education
- Nutrition

\*Physicians, physician assistants, family nurse practitioners, certified nurse midwives, visiting nurses. \*\*Dentists and Registered Dental Hygienists  
\*\*\*Psychiatrists, clinical psychologists, and licensed clinical social workers. \*\*\*\*Other providers billable to Medi-Cal

### Revenue and Utilization by Payment Source

Program	Patients ^ ^		Encounters	
Medicare	9,237	6%	36,108	9%
Medi-Cal	115,228	76%	297,285	75%
All County ^ ^ ^	1,128	1%	4,248	1%
Covered California	481	0%	1,061	0%
PACE Patients	0	0%	0	0%
Private Insurance	8,239	5%	21,436	5%
Uninsured Services ^ ^ ^ ^	17,591	12%	20,727	5%
Other	238	0%	886	0%
BCCCP ^ ^	744	0%	1,122	0%
CHDP ^ ^	508	0%	953	0%
Family PACT ^ ^	6,481	4%	12,286	3%

Revenue	
Gross Patient Revenue	\$87,120,359
Net Patient Revenue	\$56,573,506

### Other Operating Revenue

Federal	\$13,307,401
State	\$90,831
County/Local	\$89,075
Private	\$1,578,455
Donations/Contributions	\$2,812,924
Other	\$347,420

^ ^ Patient counts for Episodic programs (BCCP, CHDP, Family PACT) are duplicated. BCCCP = Breast and Cervical Cancer Control Program; CHDP = Child Health and Disability Prevention Program; Family PACT = Family Planning Access Care and Treatment program.  
^ ^ ^ County Indigent/CMSIP/MISP, San Diego County Medical Plan, LA County Public/Private Partnership, and Other County Programs.  
^ ^ ^ ^ Free and Self-Pay/ Sliding Fee Programs.

Because of their philosophy and by necessity, CCHCs have been vigilant about controlling the cost of care, and the untoward effects of deferred or neglected care, by promoting a broad range of preventive health services specifically targeted to the particular needs of their communities and patient populations. The federal Office of Management and Budget has found the Health Center Program to be one of the ten most effective federal programs and the most effective program under the federal Health and Human Services Agency. Despite enormous challenges, CCHCs have persisted in their mission to serve their local communities.

All information compiled by Jeanita Harris, Sr. Data Analyst, CPCA. Numbers are based on 2015 OSHPD data.