

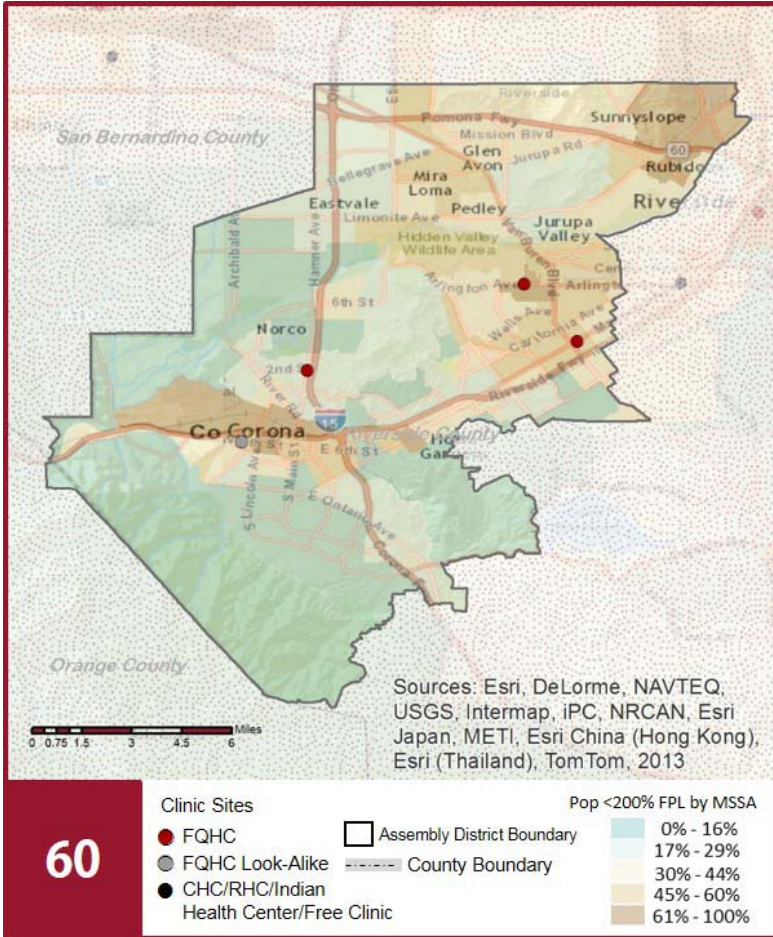
California Community Clinics and Health Centers

2017 | Assembly District 60 Assemblymember Sabrina Cervantes



The Clinics

Community Clinics and Health Centers (CCHCs) are nonprofit health care practices located in low income and medically underserved areas. CCHCs share a common mission to serve everyone who walks through their doors, regardless of their ability to pay. The term CCHC include Federally Qualified Health Centers (FQHC), FQHC Look-Alikes, Migrant Health Centers, Rural and Frontier Health Centers, and Free Clinics. CCHCs are an essential segment of the safety net. In many California Counties, they provide a significant proportion of comprehensive primary care services to those who are publicly subsidized or uninsured.



Clinic Types

Total Number of CCHCs	4
Federally Qualified Health Center sites	3
Federally Qualified Health Center Look-Alike sites	1
95-210 Rural Health Center sites	0

The Patients

Demographics

Patients	18,070	
Female	11,462	63%
Male	6,608	37%
19 Years & Under	7,529	42%
Encounters	63,822	

Poverty Levels

Under 100%	14,558	81%
100-138%	2,253	12%
139-200%	180	1%
201-400%	251	1%
Above 400%	8	0%
Unknown	820	5%

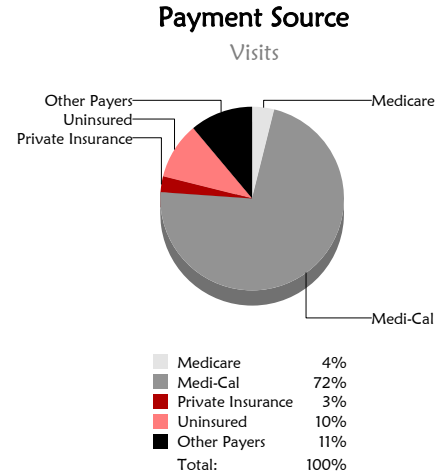
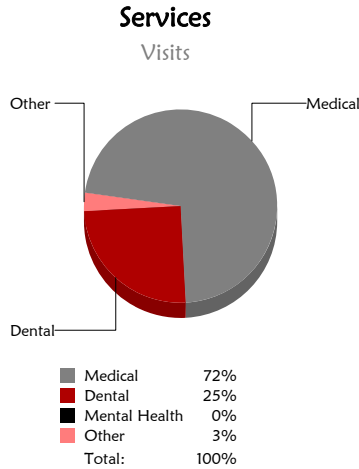
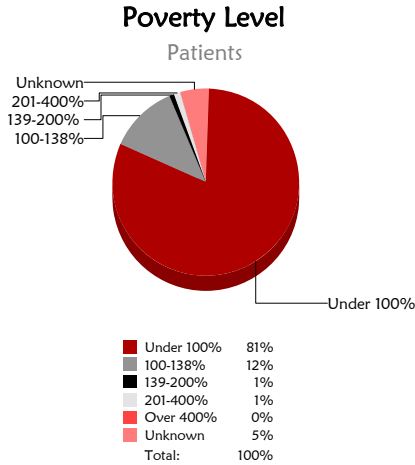
60

Race			Ethnicity			Age		
White (including Hispanic)	12,806	71%	Hispanic	13,546	75%	Less than 1 Year	387	2%
Black	983	5%	Non-Hispanic	3,379	19%	1 - 4 Years	1,484	8%
Native American	145	1%	Unknown	1,145	6%	5 - 12 Years	2,984	17%
Asian/ Pacific Islander	386	2%				13 - 14 Years	915	5%
More Than One Race	143	1%				15 - 19 Years	1,759	10%
Other/ Unknown	3,607	20%				20 - 34 Years	3,710	21%
						35 - 44 Years	2,532	14%
						45 - 64 Years	3,377	19%
						Over 65 Years	922	5%

Language		
Primary Language Not English		47%

California Community Clinics and Health Centers

2017 | Assembly District 60 Assemblymember Sabrina Cervantes



The Services

	Provider FTEs	Encounters
Medical *	13 67%	46,032 72%
Dental **	5 28%	15,935 25%
Mental Health ***	1 4%	227 0%
Other****	0 2%	1,628 3%
Total	20	63,822

Top Community Services

- Outreach
- Education
- Nutrition
- Homeless
- Transportation

*Physicians, physician assistants, family nurse practitioners, certified nurse midwives, visiting nurses. **Dentists and Registered Dental Hygienists
Psychiatrists, clinical psychologists, and licensed clinical social workers. *Other providers billable to Medi-Cal

Revenue and Utilization by Payment Source

Program	Patients ^ ^		Encounters		Revenue	
	Count	%	Count	%	Gross Patient Revenue	Net Patient Revenue
Medicare	937	5%	2,801	4%	\$12,185,372	\$6,921,702
Medi-Cal	13,066	72%	46,251	72%		
All County ^ ^ ^	0	0%	0	0%		
Covered California	29	0%	115	0%		
PACE Patients	0	0%	0	0%		
Private Insurance	781	4%	2,090	3%		
Uninsured Services ^ ^ ^ ^	3,110	17%	6,596	10%		
Other	147	1%	147	0%		
BCCCP ^ ^	8	0%	8	0%		
CHDP ^ ^	3,576	20%	3,594	6%		
Family PACT ^ ^	2,084	12%	2,220	3%		

Other Operating Revenue

Federal	\$550,504
State	\$38,920
County/Local	\$0
Private	\$317,010
Donations/Contributions	\$1,460
Other	\$29,905

^ ^ Patient counts for Episodic programs (BCCP, CHDP, Family PACT) are duplicated. BCCCP = Breast and Cervical Cancer Control Program; CHDP = Child Health and Disability Prevention Program; Family PACT = Family Planning Access Care and Treatment program.
^ ^ ^ County Indigent/CMSIP/MISP, San Diego County Medical Plan, LA County Public/Private Partnership, and Other County Programs.
^ ^ ^ ^ Free and Self-Pay/ Sliding Fee Programs.

Because of their philosophy and by necessity, CCHCs have been vigilant about controlling the cost of care, and the untoward effects of deferred or neglected care, by promoting a broad range of preventive health services specifically targeted to the particular needs of their communities and patient populations. The federal Office of Management and Budget has found the Health Center Program to be one of the ten most effective federal programs and the most effective program under the federal Health and Human Services Agency. Despite enormous challenges, CCHCs have persisted in their mission to serve their local communities.

All information compiled by Jeanita Harris, Sr. Data Analyst, CPCA. Numbers are based on 2015 OSHPD data.