

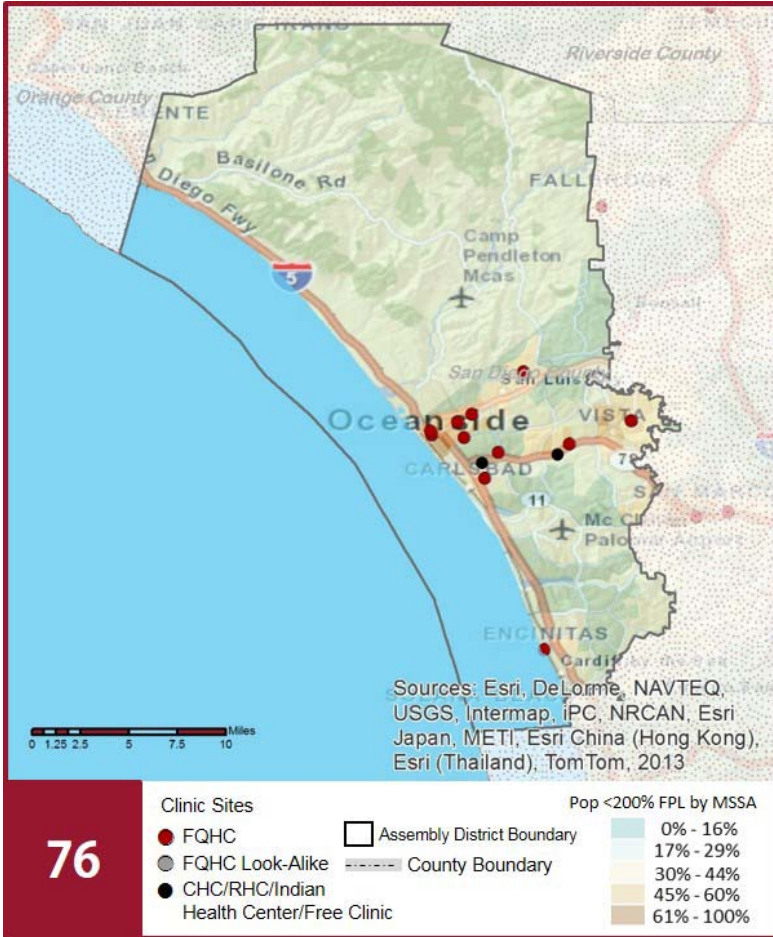
# California Community Clinics and Health Centers

## 2017 | Assembly District 76 Assemblymember Rocky J. Chávez



### The Clinics

Community Clinics and Health Centers (CCHCs) are nonprofit health care practices located in low income and medically underserved areas. CCHCs share a common mission to serve everyone who walks through their doors, regardless of their ability to pay. The term CCHC include Federally Qualified Health Centers (FQHC), FQHC Look-Alikes, Migrant Health Centers, Rural and Frontier Health Centers, and Free Clinics. CCHCs are an essential segment of the safety net. In many California Counties, they provide a significant proportion of comprehensive primary care services to those who are publicly subsidized or uninsured.



### Clinic Types

Total Number of CCHCs	15
Federally Qualified Health Center sites	13
Federally Qualified Health Center Look-Alike sites	0
95-210 Rural Health Center sites	0

### The Patients

#### Demographics

Patients	119,991	
Female	76,204	64%
Male	43,787	36%
19 Years & Under	45,004	38%
Encounters	338,465	

#### Poverty Levels

Under 100%	85,270	71%
100-138%	15,160	13%
139-200%	7,961	7%
201-400%	3,027	3%
Above 400%	753	1%
Unknown	7,820	5%

76

Race			Ethnicity			Age		
White (including Hispanic)	85,666	71%	Hispanic	67,557	56%	Less than 1 Year	4,596	4%
Black	3,415	3%	Non-Hispanic	47,835	40%	1 - 4 Years	9,524	8%
Native American	284	0%	Unknown	4,599	4%	5 - 12 Years	18,259	15%
Asian/ Pacific Islander	3,572	3%				13 - 14 Years	3,053	3%
More Than One Race	3,673	3%				15 - 19 Years	9,572	8%
Other/ Unknown	23,381	19%				20 - 34 Years	33,357	28%
						35 - 44 Years	14,203	12%
						45 - 64 Years	23,515	20%
						Over 65 Years	3,912	3%

#### Migratory Workers

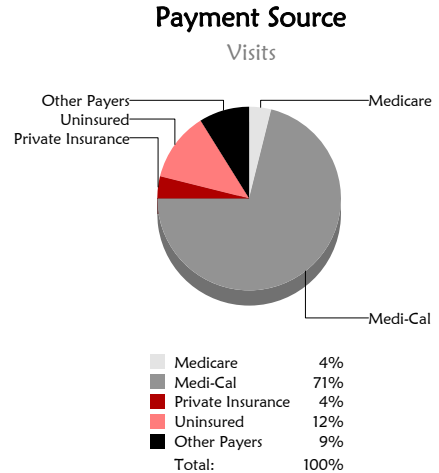
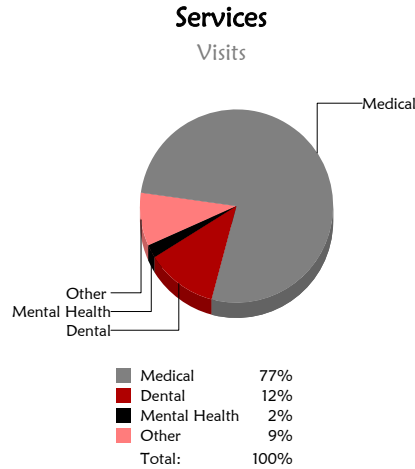
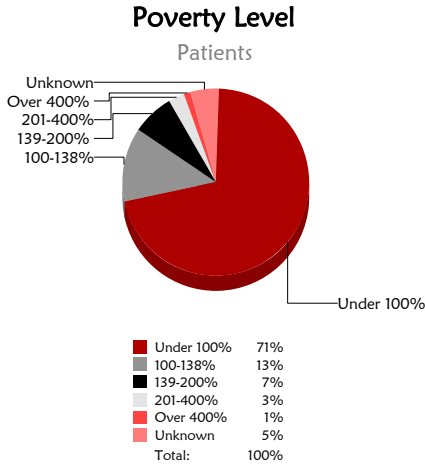
Patients	10,640	9%
Encounters	35,791	11%

#### Language

Primary Language Not English 34%

# California Community Clinics and Health Centers

## 2017 | Assembly District 76 Assemblymember Rocky J. Chávez



### The Services

	Provider FTEs	Encounters
Medical *	74 65%	258,987 77%
Dental **	14 12%	41,720 12%
Mental Health ***	6 5%	7,853 2%
Other****	21 18%	29,905 9%
<b>Total</b>	<b>115</b>	<b>338,465</b>

### Top Community Services

- Education
- Nutrition
- Outreach
- Transportation
- Homeless

\*Physicians, physician assistants, family nurse practitioners, certified nurse midwives, visiting nurses. \*\*Dentists and Registered Dental Hygienists  
\*\*\*Psychiatrists, clinical psychologists, and licensed clinical social workers. \*\*\*\*Other providers billable to Medi-Cal

### Revenue and Utilization by Payment Source

Program	Patients ^ ^		Encounters	
Medicare	3,631	3%	12,019	4%
Medi-Cal	69,930	58%	241,726	71%
All County ^ ^ ^	0	0%	219	0%
Covered California	2,011	2%	5,072	1%
PACE Patients	0	0%	0	0%
Private Insurance	5,555	5%	12,274	4%
Uninsured Services ^ ^ ^ ^	38,782	32%	41,284	12%
Other	82	0%	264	0%
BCCCP ^ ^	2,793	2%	3,265	1%
CHDP ^ ^	2,181	2%	2,104	1%
Family PACT ^ ^	12,608	11%	20,238	6%

Revenue	
Gross Patient Revenue	\$64,101,721
Net Patient Revenue	\$51,321,041

### Other Operating Revenue

Federal	\$9,649,219
State	\$761,119
County/Local	\$2,003,259
Private	\$907,935
Donations/Contributions	\$2,161,213
Other	\$2,726,528

^ ^ Patient counts for Episodic programs (BCCP, CHDP, Family PACT) are duplicated. BCCCP = Breast and Cervical Cancer Control Program; CHDP = Child Health and Disability Prevention Program; Family PACT = Family Planning Access Care and Treatment program.  
^ ^ ^ County Indigent/CMS/MISP, San Diego County Medical Plan, LA County Public/Private Partnership, and Other County Programs.  
^ ^ ^ ^ Free and Self-Pay/ Sliding Fee Programs.

Because of their philosophy and by necessity, CCHCs have been vigilant about controlling the cost of care, and the untoward effects of deferred or neglected care, by promoting a broad range of preventive health services specifically targeted to the particular needs of their communities and patient populations. The federal Office of Management and Budget has found the Health Center Program to be one of the ten most effective federal programs and the most effective program under the federal Health and Human Services Agency. Despite enormous challenges, CCHCs have persisted in their mission to serve their local communities.

All information compiled by Jeanita Harris, Sr. Data Analyst, CPCA. Numbers are based on 2015 OSHPD data.