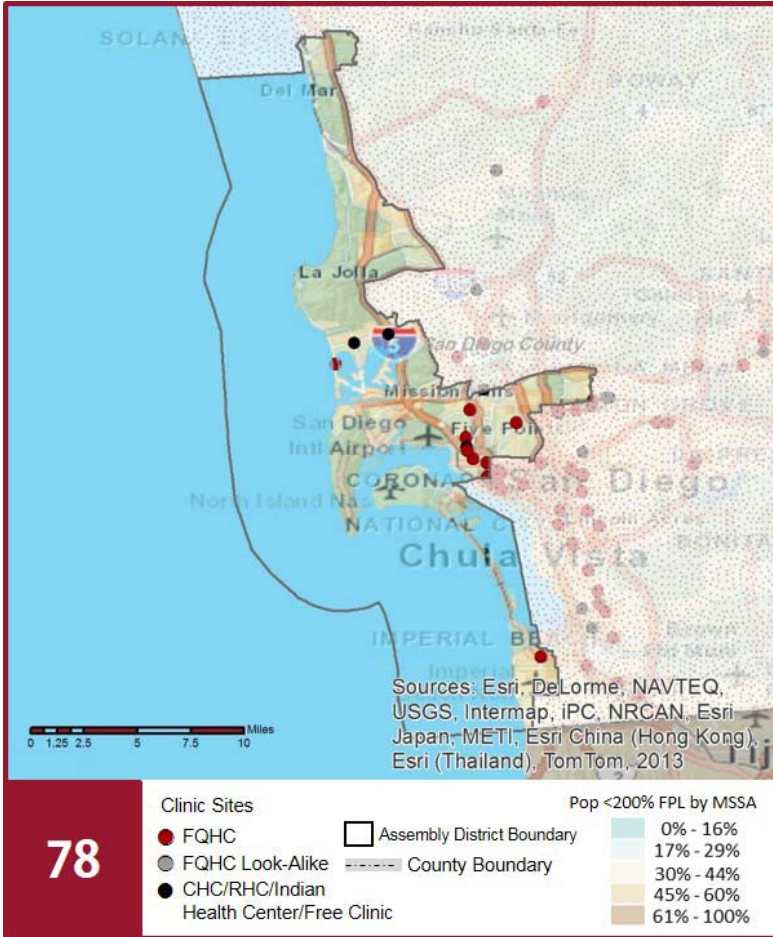




The Clinics

Community Clinics and Health Centers (CCHCs) are nonprofit health care practices located in low income and medically underserved areas. CCHCs share a common mission to serve everyone who walks through their doors, regardless of their ability to pay. The term CCHC include Federally Qualified Health Centers (FQHC), FQHC Look-Alikes, Migrant Health Centers, Rural and Frontier Health Centers, and Free Clinics. CCHCs are an essential segment of the safety net. In many California Counties, they provide a significant proportion of comprehensive primary care services to those who are publicly subsidized or uninsured.



Clinic Types

Total Number of CCHCs	14
Federally Qualified Health Center sites	9
Federally Qualified Health Center Look-Alike sites	0
95-210 Rural Health Center sites	0

The Patients

Demographics

Patients	72,379	
Female	44,937	62%
Male	27,442	38%
19 Years & Under	11,312	16%
Encounters	216,982	

Poverty Levels

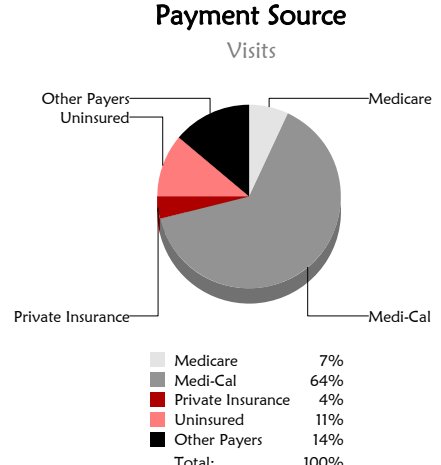
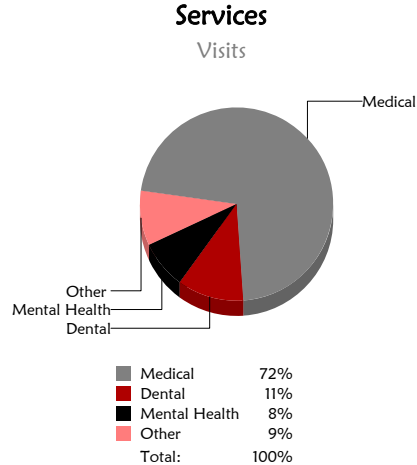
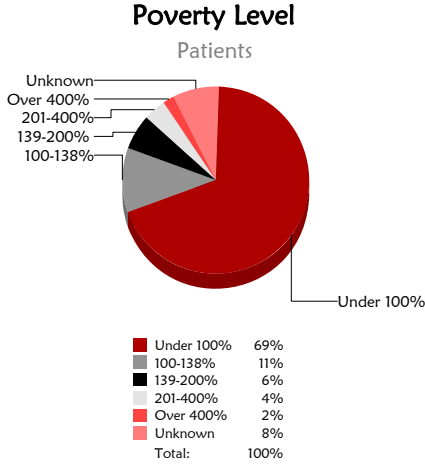
Under 100%	49,692	69%
100-138%	7,921	11%
139-200%	4,637	6%
201-400%	3,004	4%
Above 400%	1,380	2%
Unknown	5,745	8%

Race			Ethnicity			Age		
White (including Hispanic)	48,687	67%	Hispanic	25,811	36%	Less than 1 Year	1,169	2%
Black	6,774	9%	Non-Hispanic	41,227	57%	1 - 4 Years	2,561	4%
Native American	1,642	2%	Unknown	5,341	7%	5 - 12 Years	3,232	4%
Asian/ Pacific Islander	3,374	5%				13 - 14 Years	682	1%
More Than One Race	3,618	5%				15 - 19 Years	3,668	5%
Other/ Unknown	8,284	11%				20 - 34 Years	30,076	42%
						35 - 44 Years	10,060	14%
						45 - 64 Years	18,085	25%
						Over 65 Years	2,846	4%

Language		
Primary Language Not English		11%

California Community Clinics and Health Centers

2017 | Assembly District 78 Assemblymember Todd Gloria



The Services

	Provider FTEs		Encounters	
Medical *	47	56%	154,856	71%
Dental **	9	11%	24,204	11%
Mental Health ***	15	18%	18,437	8%
Other****	12	14%	19,485	9%
Total	84		216,982	

- ### Top Community Services
- Education
 - Outreach
 - Homeless
 - Social Services
 - Substance Abuse

*Physicians, physician assistants, family nurse practitioners, certified nurse midwives, visiting nurses. **Dentists and Registered Dental Hygienists
Psychiatrists, clinical psychologists, and licensed clinical social workers. *Other providers billable to Medi-Cal

Revenue and Utilization by Payment Source

Program	Patients ^ ^		Encounters		Revenue													
	Count	%	Count	%	Gross Patient Revenue	Net Patient Revenue												
Medicare	3,354	5%	13,578	7%	\$65,979,746	\$56,026,205												
Medi-Cal	40,092	55%	127,368	64%														
All County ^ ^ ^	21	0%	3,459	2%	<h3>Other Operating Revenue</h3> <table border="1"> <tr><td>Federal</td><td>\$9,569,317</td></tr> <tr><td>State</td><td>\$329,995</td></tr> <tr><td>County/Local</td><td>\$3,459,237</td></tr> <tr><td>Private</td><td>\$1,560,119</td></tr> <tr><td>Donations/Contributions</td><td>\$2,497,494</td></tr> <tr><td>Other</td><td>\$4,926,391</td></tr> </table>		Federal	\$9,569,317	State	\$329,995	County/Local	\$3,459,237	Private	\$1,560,119	Donations/Contributions	\$2,497,494	Other	\$4,926,391
Federal	\$9,569,317																	
State	\$329,995																	
County/Local	\$3,459,237																	
Private	\$1,560,119																	
Donations/Contributions	\$2,497,494																	
Other	\$4,926,391																	
Covered California	1,004	1%	2,267	1%														
PACE Patients	279	0%	16,687	8%														
Private Insurance	4,606	6%	8,286	4%														
Uninsured Services ^ ^ ^ ^	22,856	32%	21,299	11%														
Other	167	0%	578	0%														
BCCCP ^ ^	554	1%	620	0%														
CHDP ^ ^	463	1%	470	0%														
Family PACT ^ ^	11,501	16%	22,370	11%														

^ ^ Patient counts for Episodic programs (BCCP, CHDP, Family PACT) are duplicated. BCCCP = Breast and Cervical Cancer Control Program; CHDP = Child Health and Disability Prevention Program; Family PACT = Family Planning Access Care and Treatment program.
^ ^ ^ County Indigent/CMSIP/MISP, San Diego County Medical Plan, LA County Public/Private Partnership, and Other County Programs.
^ ^ ^ ^ Free and Self-Pay/ Sliding Fee Programs.

Because of their philosophy and by necessity, CCHCs have been vigilant about controlling the cost of care, and the untoward effects of deferred or neglected care, by promoting a broad range of preventive health services specifically targeted to the particular needs of their communities and patient populations. The federal Office of Management and Budget has found the Health Center Program to be one of the ten most effective federal programs and the most effective program under the federal Health and Human Services Agency. Despite enormous challenges, CCHCs have persisted in their mission to serve their local communities.

All information compiled by Jeanita Harris, Sr. Data Analyst, CPCA. Numbers are based on 2015 OSHPD data.