

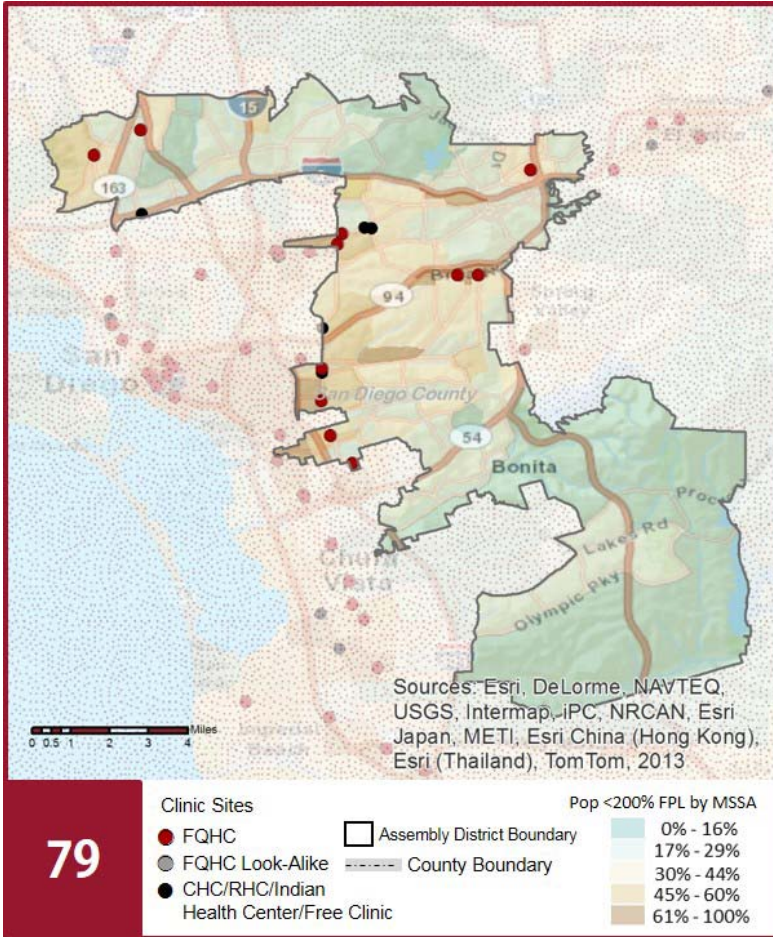
California Community Clinics and Health Centers

2017 | Assembly District 79 Assemblymember Shirley N. Weber



The Clinics

Community Clinics and Health Centers (CCHCs) are nonprofit health care practices located in low income and medically underserved areas. CCHCs share a common mission to serve everyone who walks through their doors, regardless of their ability to pay. The term CCHC include Federally Qualified Health Centers (FQHC), FQHC Look-Alikes, Migrant Health Centers, Rural and Frontier Health Centers, and Free Clinics. CCHCs are an essential segment of the safety net. In many California Counties, they provide a significant proportion of comprehensive primary care services to those who are publicly subsidized or uninsured.



Clinic Types

Total Number of CCHCs	16
Federally Qualified Health Center sites	11
Federally Qualified Health Center Look-Alike sites	0
95-210 Rural Health Center sites	0

The Patients

Demographics

Patients	85,333	
Female	56,094	66%
Male	29,239	34%
19 Years & Under	26,015	30%
Encounters	288,267	

Poverty Levels

Under 100%	58,097	68%
100-138%	10,386	12%
139-200%	3,928	5%
201-400%	2,212	3%
Above 400%	403	0%
Unknown	10,307	12%

79

Race			Ethnicity			Age		
White (including Hispanic)	43,007	50%	Hispanic	39,618	46%	Less than 1 Year	1,948	2%
Black	9,830	12%	Non-Hispanic	39,795	47%	1 - 4 Years	5,646	7%
Native American	713	1%	Unknown	5,920	7%	5 - 12 Years	9,805	11%
Asian/ Pacific Islander	8,151	10%				13 - 14 Years	1,751	2%
More Than One Race	1,267	1%				15 - 19 Years	6,865	8%
Other/ Unknown	22,365	26%				20 - 34 Years	26,918	32%
						35 - 44 Years	10,219	12%
						45 - 64 Years	17,985	21%
						Over 65 Years	4,196	5%

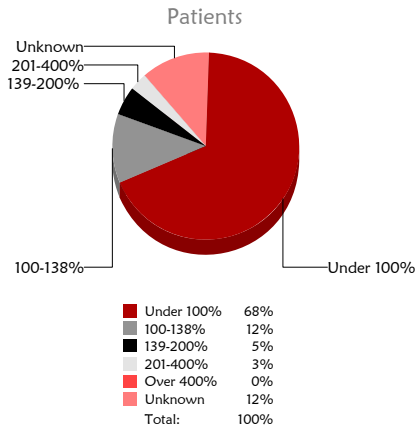
Language	
Primary Language Not English	26%

California Community Clinics and Health Centers

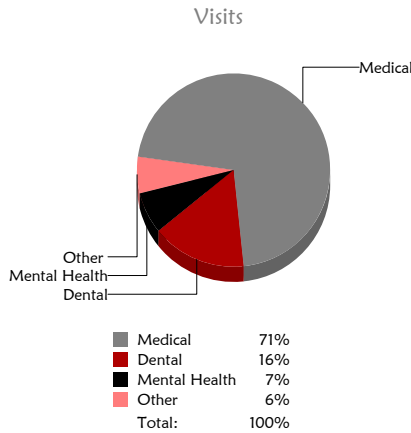
2017 | Assembly District 79 Assemblymember Shirley N. Weber



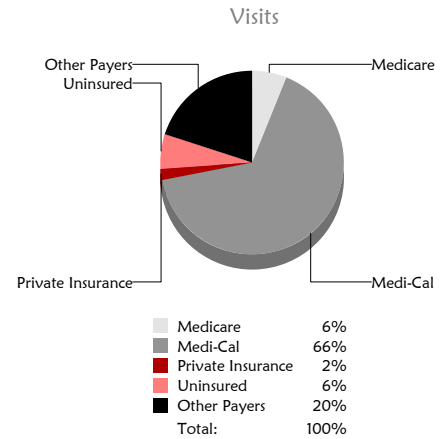
Poverty Level



Services



Payment Source



The Services

	Provider FTEs		Encounters	
Medical *	54	50%	204,407	71%
Dental **	24	22%	46,562	16%
Mental Health ***	15	14%	19,568	7%
Other****	15	14%	17,730	6%
Total	107		288,267	

Top Community Services

- Education
- Nutrition
- Outreach
- Social Services
- Other

*Physicians, physician assistants, family nurse practitioners, certified nurse midwives, visiting nurses. **Dentists and Registered Dental Hygienists
Psychiatrists, clinical psychologists, and licensed clinical social workers. *Other providers billable to Medi-Cal

Revenue and Utilization by Payment Source

Program	Patients ^ ^		Encounters		Revenue	
	Count	%	Count	%	Gross Patient Revenue	Net Patient Revenue
Medicare	3,763	4%	17,447	6%	\$68,327,675	\$51,346,287
Medi-Cal	55,478	65%	191,501	66%		
All County ^ ^ ^	20	0%	97	0%	Other Operating Revenue Federal \$4,581,612 State \$270,795 County/Local \$117,896 Private \$1,630,562 Donations/Contributions \$180,764 Other \$2,346,650	
Covered California	677	1%	2,052	1%		
PACE Patients	0	0%	0	0%		
Private Insurance	3,724	4%	6,964	2%		
Uninsured Services ^ ^ ^ ^	20,426	24%	18,237	6%		
Other	1,245	1%	25,265	9%		
BCCCP ^ ^	623	1%	1,166	0%		
CHDP ^ ^	1,624	2%	3,254	1%		
Family PACT ^ ^	10,471	12%	22,284	8%		

^ ^ Patient counts for Episodic programs (BCCP, CHDP, Family PACT) are duplicated. BCCCP = Breast and Cervical Cancer Control Program; CHDP = Child Health and Disability Prevention Program; Family PACT = Family Planning Access Care and Treatment program.
 ^ ^ ^ County Indigent/CMS/MISP, San Diego County Medical Plan, LA County Public/Private Partnership, and Other County Programs.
 ^ ^ ^ ^ Free and Self-Pay/ Sliding Fee Programs.

Because of their philosophy and by necessity, CCHCs have been vigilant about controlling the cost of care, and the untoward effects of deferred or neglected care, by promoting a broad range of preventive health services specifically targeted to the particular needs of their communities and patient populations. The federal Office of Management and Budget has found the Health Center Program to be one of the ten most effective federal programs and the most effective program under the federal Health and Human Services Agency. Despite enormous challenges, CCHCs have persisted in their mission to serve their local communities.

All information compiled by Jeanita Harris, Sr. Data Analyst, CPCA. Numbers are based on 2015 OSHPD data.