

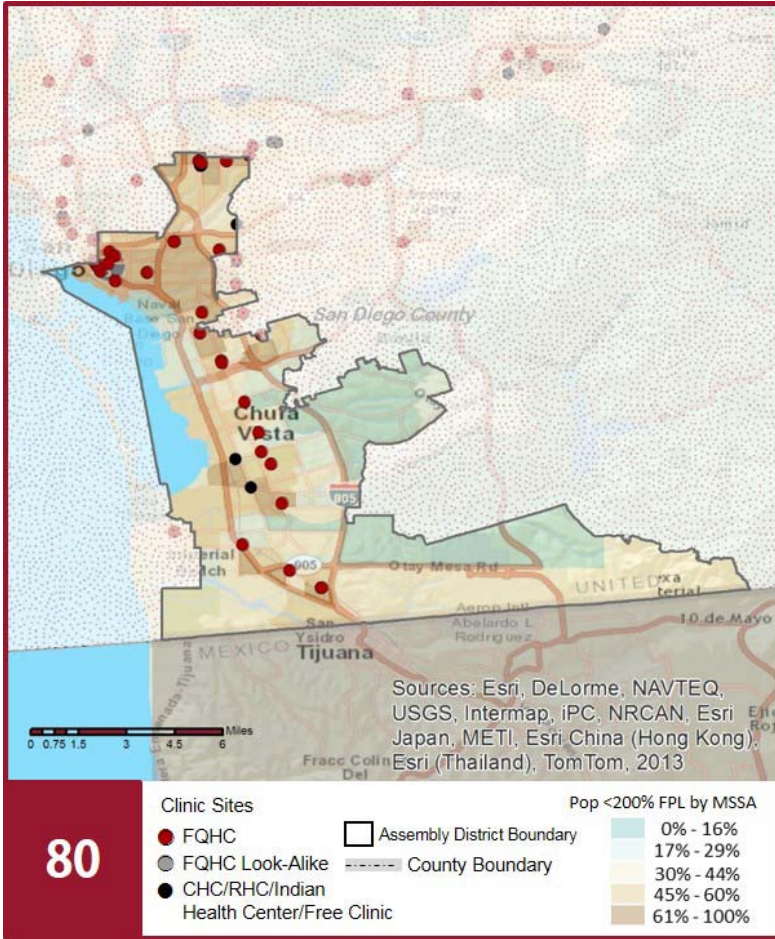
# California Community Clinics and Health Centers

## 2017 | Assembly District 80 Assemblymember Lorena S. Gonzalez Fletcher



### The Clinics

Community Clinics and Health Centers (CCHCs) are nonprofit health care practices located in low income and medically underserved areas. CCHCs share a common mission to serve everyone who walks through their doors, regardless of their ability to pay. The term CCHC include Federally Qualified Health Centers (FQHC), FQHC Look-Alikes, Migrant Health Centers, Rural and Frontier Health Centers, and Free Clinics. CCHCs are an essential segment of the safety net. In many California Counties, they provide a significant proportion of comprehensive primary care services to those who are publicly subsidized or uninsured.



### Clinic Types

Total Number of CCHCs	35
Federally Qualified Health Center sites	32
Federally Qualified Health Center Look-Alike sites	0
95-210 Rural Health Center sites	0

### The Patients

#### Demographics

Patients	243,916	
Female	152,246	62%
Male	91,670	38%
19 Years & Under	83,916	34%
Encounters	761,544	

#### Poverty Levels

Under 100%	169,118	69%
100-138%	24,696	10%
139-200%	11,382	5%
201-400%	5,275	2%
Above 400%	1,531	1%
Unknown	31,914	13%

Race			Ethnicity			Age		
White (including Hispanic)	122,029	50%	Hispanic	173,757	71%	Less than 1 Year	8,057	3%
Black	16,112	7%	Non-Hispanic	57,831	24%	1 - 4 Years	19,977	8%
Native American	615	0%	Unknown	12,328	5%	5 - 12 Years	29,787	12%
Asian/ Pacific Islander	12,318	5%				13 - 14 Years	6,388	3%
More Than One Race	4,415	2%				15 - 19 Years	19,707	8%
Other/ Unknown	88,427	36%				20 - 34 Years	60,550	25%
						35 - 44 Years	27,723	11%
						45 - 64 Years	56,115	23%
						Over 65 Years	15,612	6%

#### Migratory Workers

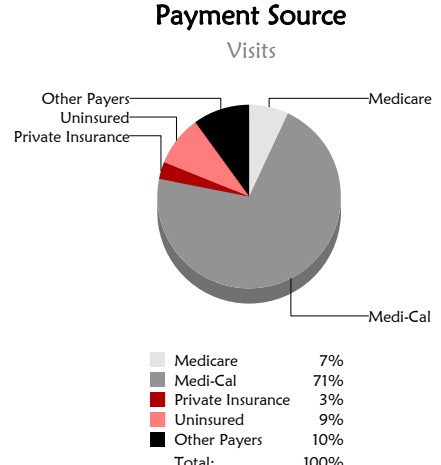
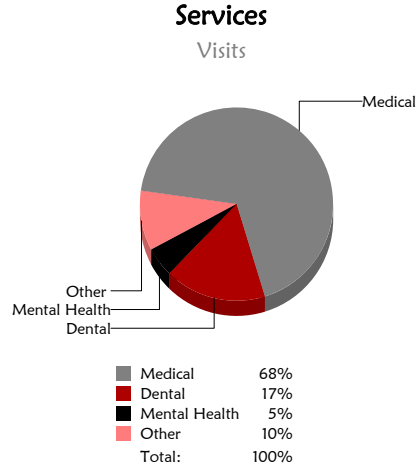
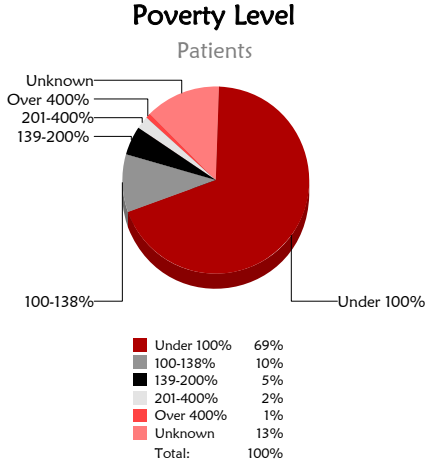
Patients	1,305	1%
Encounters	4,901	1%

#### Language

Primary Language Not English	41%
------------------------------	-----

# California Community Clinics and Health Centers

## 2017 | Assembly District 80 Assemblymember Lorena S. Gonzalez Fletcher



### The Services

	Provider FTEs	Encounters
Medical *	166 56%	520,000 68%
Dental **	33 11%	127,660 17%
Mental Health ***	26 9%	39,700 5%
Other****	73 24%	74,184 10%
<b>Total</b>	<b>299</b>	<b>761,544</b>

- ### Top Community Services
- Education
  - Outreach
  - Nutrition
  - Social Services
  - Homeless

\*Physicians, physician assistants, family nurse practitioners, certified nurse midwives, visiting nurses. \*\*Dentists and Registered Dental Hygienists  
\*\*\*Psychiatrists, clinical psychologists, and licensed clinical social workers. \*\*\*\*Other providers billable to Medi-Cal

### Revenue and Utilization by Payment Source

Program	Patients ^ ^		Encounters	
Medicare	13,089	5%	53,199	7%
Medi-Cal	157,130	64%	526,623	71%
All County ^ ^ ^	211	0%	965	0%
Covered California	1,464	1%	7,976	1%
PACE Patients	238	0%	18,226	2%
Private Insurance	10,158	4%	20,182	3%
Uninsured Services ^ ^ ^ ^	58,936	24%	69,742	9%
Other	2,690	1%	5,605	1%
BCCCP ^ ^	2,950	1%	7,794	1%
CHDP ^ ^	9,363	4%	17,266	2%
Family PACT ^ ^	16,576	7%	33,966	5%

### Revenue

Gross Patient Revenue	\$249,339,156
Net Patient Revenue	\$170,283,284

### Other Operating Revenue

Federal	\$21,537,467
State	\$269,139
County/Local	\$4,730,687
Private	\$2,665,902
Donations/Contributions	\$573,674
Other	\$9,072,606

^ ^ Patient counts for Episodic programs (BCCP, CHDP, Family PACT) are duplicated. BCCCP = Breast and Cervical Cancer Control Program; CHDP = Child Health and Disability Prevention Program; Family PACT = Family Planning Access Care and Treatment program.  
^ ^ ^ County Indigent/CMS/MISP, San Diego County Medical Plan, LA County Public/Private Partnership, and Other County Programs.  
^ ^ ^ ^ Free and Self-Pay/ Sliding Fee Programs.

Because of their philosophy and by necessity, CCHCs have been vigilant about controlling the cost of care, and the untoward effects of deferred or neglected care, by promoting a broad range of preventive health services specifically targeted to the particular needs of their communities and patient populations. The federal Office of Management and Budget has found the Health Center Program to be one of the ten most effective federal programs and the most effective program under the federal Health and Human Services Agency. Despite enormous challenges, CCHCs have persisted in their mission to serve their local communities.

All information compiled by Jeanita Harris, Sr. Data Analyst, CPCA. Numbers are based on 2015 OSHPD data.