

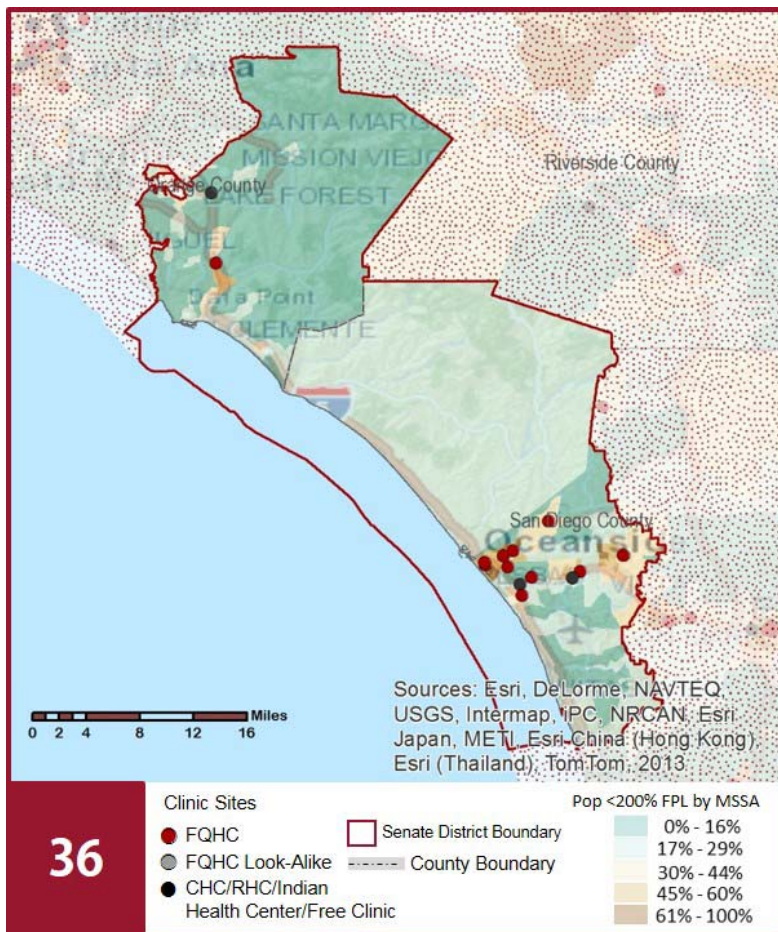
California Community Clinics and Health Centers

2017 | Senate District 36
Senator Patricia C. Bates



The Clinics

Community Clinics and Health Centers (CCHCs) are nonprofit health care practices located in low income and medically underserved areas. CCHCs share a common mission to serve everyone who walks through their doors, regardless of their ability to pay. The term CCHC include Federally Qualified Health Centers (FQHC), FQHC Look-Alikes, Migrant Health Centers, Rural and Frontier Health Centers, and Free Clinics. CCHCs are an essential segment of the safety net. In many California Counties, they provide a significant proportion of comprehensive primary care services to those who are publicly subsidized or uninsured.



Clinic Types

Total Number of CCHCs	17
Federally Qualified Health Center sites	14
Federally Qualified Health Center Look-Alike sites	0
95-210 Rural Health Center sites	0

The Patients

Demographics

Patients	143,485	
Female	90,713	63%
Male	52,772	37%
19 Years & Under	50,424	35%
Encounters	389,899	

Poverty Levels

Under 100%	100,084	70%
100-138%	17,103	12%
139-200%	11,476	8%
201-400%	3,957	3%
Above 400%	823	1%
Unknown	10,042	7%

Race

White (including Hispanic)	103,976	72%
Black	3,690	3%
Native American	400	0%
Asian/ Pacific Islander	5,182	4%
More Than One Race	4,512	3%
Other/ Unknown	25,725	18%

Ethnicity

Hispanic	78,735	55%
Non-Hispanic	59,582	42%
Unknown	5,168	4%

Age

Less than 1 Year	4,644	3%
1 - 4 Years	10,433	7%
5 - 12 Years	19,953	14%
13 - 14 Years	3,357	2%
15 - 19 Years	12,037	8%
20 - 34 Years	42,806	30%
35 - 44 Years	17,435	12%
45 - 64 Years	28,052	20%
Over 65 Years	4,768	3%

Language

Primary Language Not English	34%
------------------------------	-----

Migratory Workers

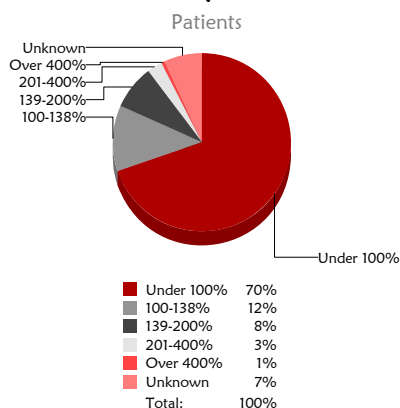
Patients	10,640	25%
Encounters	35,791	9%

California Community Clinics and Health Centers

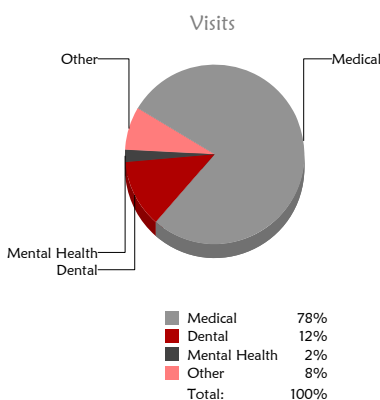
2017 | Senate District 36
Senator Patricia C. Bates



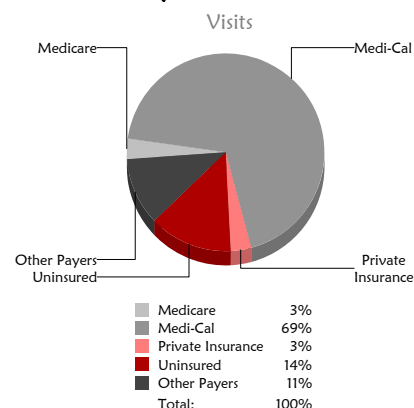
Poverty Level



Services



Payment Source



The Services

	Provider FTEs		Encounters	
Medical *	87.2	64%	303,465	78%
Dental **	16.2	12%	47,427	12%
Mental Health ***	9.9	7%	8,435	2%
Other****	22.0	16%	30,572	8%
Total	135.3		389,899	

Top Community Services

Education
Nutrition
Outreach
Transportation
Social Services

*Physicians, physician assistants, family nurse practitioners, certified nurse midwives, visiting nurses. **Dentists and Registered Dental Hygienists
Psychiatrists, clinical psychologists, and licensed clinical social workers. *Other providers billable to Medi-Cal

Revenue and Utilization by Payment Source

Program	Patients ^ ^		Encounters		Revenue	
Medicare	3,789	3%	13,350	3%	Gross Patient Revenue	\$78,076,593
Medi-Cal	82,414	57%	267,422	69%	Net Patient Revenue	\$60,040,398
All County ^ ^ ^	0	0%	219	0%	Other Operating Revenue	
Covered California	2,011	1%	5,072	1%		
PACE Patients	0	0%	0	0%		
Private Insurance	5,901	4%	12,864	3%		
Uninsured Services ^ ^ ^ ^	49,288	34%	53,245	14%		
Other	82	0%	264	0%	Federal	\$12,139,000
BCCCP ^ ^	4,091	3%	4,563	1%	State	\$795,149
CHDP ^ ^	2,221	2%	2,144	1%	County/Local	\$2,444,089
Family PACT ^ ^	18,146	13%	30,756	8%	Private	\$2,443,014
					Donations/Contributions	\$2,162,577
					Other	\$2,967,338

^ ^ Patient counts for Episodic programs (BCCP, CHDP, Family PACT) are duplicated. BCCCP = Breast and Cervical Cancer Control Program; CHDP = Child Health and Disability Prevention Program;
Family PACT = Family Planning Access Care and Treatment program.
^ ^ ^ County Indigent/CMSIP/MISP, San Diego County Medical Plan, LA County Public/Private Partnership, and Other County Programs.
^ ^ ^ ^ Free and Self-Pay/ Sliding Fee Programs.

Because of their philosophy and by necessity, CCHCs have been vigilant about controlling the cost of care, and the untoward effects of deferred or neglected care, by promoting a broad range of preventive health services specifically targeted to the particular needs of their communities and patient populations. The federal Office of Management and Budget has found the Health Center Program to be one of the ten most effective federal programs and the most effective program under the federal Health and Human Services Agency. Despite enormous challenges, CCHCs have persisted in their mission to serve their local communities.

All information compiled by Jeanita Harris, Sr. Data Analyst, CPCA. Numbers are based on 2015 OSHPD data.