

CALIFORNIA COMMUNITY CLINICS AND HEALTH CENTERS

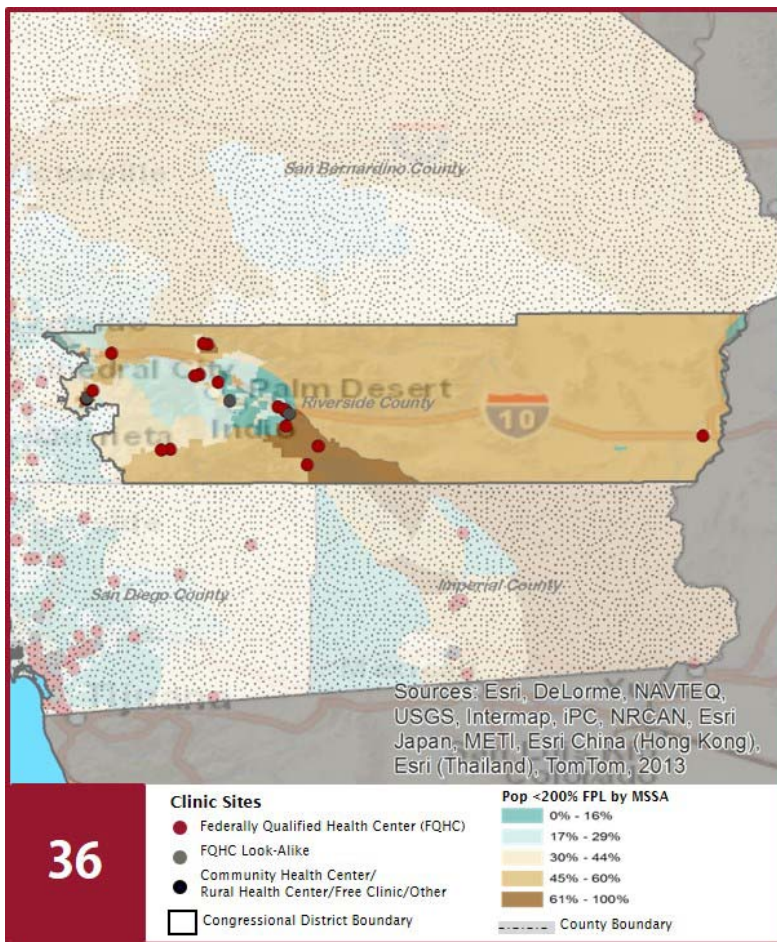
2018

Congressional District 36
Representative Raul Ruiz



The Clinics

Community Clinics and Health Centers (CCHCs) are nonprofit health care practices located in low income and medically underserved areas. CCHCs share a common mission to serve everyone who walks through their doors, regardless of their ability to pay. The term CCHC include Federally Qualified Health Centers (FQHC), FQHC Look-Alikes, Migrant Health Centers, Rural and Frontier Health Centers, and Free Clinics. CCHCs are an essential segment of the safety net. In many California Counties, they provide a significant proportion of comprehensive primary care services to those who are publicly subsidized or uninsured.



Clinic Types

Total Number of CCHCs	23
Federally Qualified Health Center sites	20
Federally Qualified Health Center Look-Alike sites	0
95-210 Rural Health Center sites	4

Demographics

Patients	114,818	
Female	70,463	61%
Male	44,355	39%
19 Years & under	42,489	37%
Encounters	379,689	

Poverty Levels

Under 100%	64,531	56%
100 - 138%	11,309	10%
139 - 200%	5,688	5%
201 - 400%	2,360	2%
Over 400%	1,491	1%
Unknown	29,439	26%

Race

White (including Hispanic)	67,073	58%
Black	4,325	4%
Native American	5,646	5%
Asian/ Pacific Islander	2,099	2%
More Than One Race	1,090	1%
Other/ Unknown	34,585	30%

Ethnicity

Hispanic	77,067	67%
Non-Hispanic	24,022	21%
Unknown	13,729	12%

Age

Less than 1 Year	2,545	2%
1 - 4 Years	8,093	7%
5 - 12 Years	18,720	16%
13 - 14 Years	3,493	3%
15 - 19 Years	9,638	8%
20 - 34 Years	29,203	25%
35 - 44 Years	13,578	12%
45 - 64 Years	23,814	21%
Over 65 Years	5,734	5%

Migratory Workers

Patients	6,848	6%
Encounters	20,581	5%

Language

Primary Language Not English	37%
------------------------------	-----

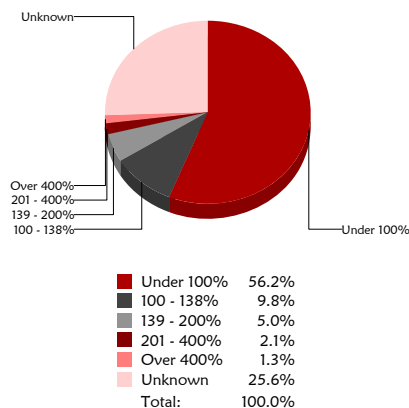
CALIFORNIA COMMUNITY CLINICS AND HEALTH CENTERS

2018

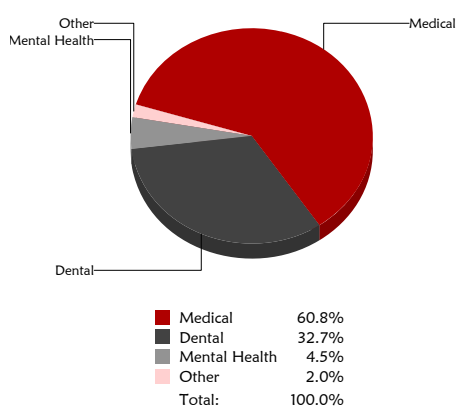
Congressional District 36
Representative Raul Ruiz



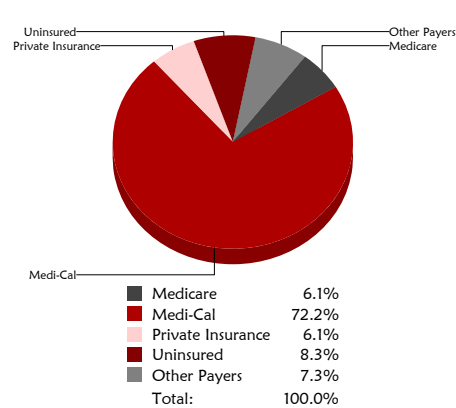
Federal Poverty Level
Patients



Services
Visits



Payment Source
Visits



The Services

	Provider FTEs		Encounters	
Medical *	66.4	60%	230,815	61%
Dental **	18.6	17%	123,978	33%
Mental Health ***	16.6	15%	17,191	5%
Other***	8.3	8%	7,705	2%

% of Health Centers providing other significant services

Vision Services	9%
Basic Lab Services	52%
Radiology Services	13%
Pharmacy Services	17%
Urgent Care Services	9%
Substance Abuse Services	17%
Womens Health Services	35%

*Physicians, physician assistants, family nurse practitioners, certified nurse midwives, visiting nurses.
Dentists and Registered Dental Hygienists, *Psychiatrists, clinical psychologists, and licensed clinical social workers.
****Other providers billable to Medi-Cal

Revenue and Utilization by Payment Source

Program	Patients ^ ^		Encounters	
Medicare	4,954	4%	22,976	6%
Medi-Cal	82,124	72%	274,281	72%
All County*	1,113	1%	5,064	1%
Private Insurance	8,470	7%	23,151	6%
Uninsured Services**	17,429	15%	31,407	8%
Covered California	309	0%	755	0%
PACE	0	0%	0	0%
Other	419	0%	783	0%
BCCCP**	1,661	1%	2,268	1%
CHDP**	701	1%	1,494	0%
FamilyPACT**	9,124	8%	17,510	5%

Patient Revenue	
Gross Patient Revenue (charged)	\$89,115,652
Net Patient Revenue (collected)	\$71,290,131

Other Operating Revenue	
Federal	\$13,476,492
State	\$152,095
County/Local	\$321,635
Private	\$2,302,377
Donations/Contributions	\$111,726
Other	\$465,169

Total Operating Revenue

\$ 88,119,625

* County Indigent/CMSP/MISP, LA County Public/Private Partnership, and Other County Programs.

**Free and Self-Pay/ Sliding Fee Programs.

*** Patient counts for Episodic programs are duplicated (BCCCP = Breast and Cervical Cancer Control Program; CHDP = Child Health and Disability Prevention Program; Family PACT = Family Planning Access Care and Treatment program).

Because of their philosophy and by necessity, CCHCs have been vigilant about controlling the cost of care, and the untoward effects of deferred or neglected care, by promoting a broad range of preventive health services specifically targeted to the particular needs of their communities and patient populations. The federal Office of Management and Budget has found the Health Center Program to be one of the ten most effective federal programs and the most effective program under the federal Health and Human Services Agency. Despite enormous challenges, CCHCs have persisted in their mission to serve their local communities.

All information compiled by Jeanita Harris, Sr. Data Analyst, CPCA. Numbers are based on 2016 OSHPD data.