

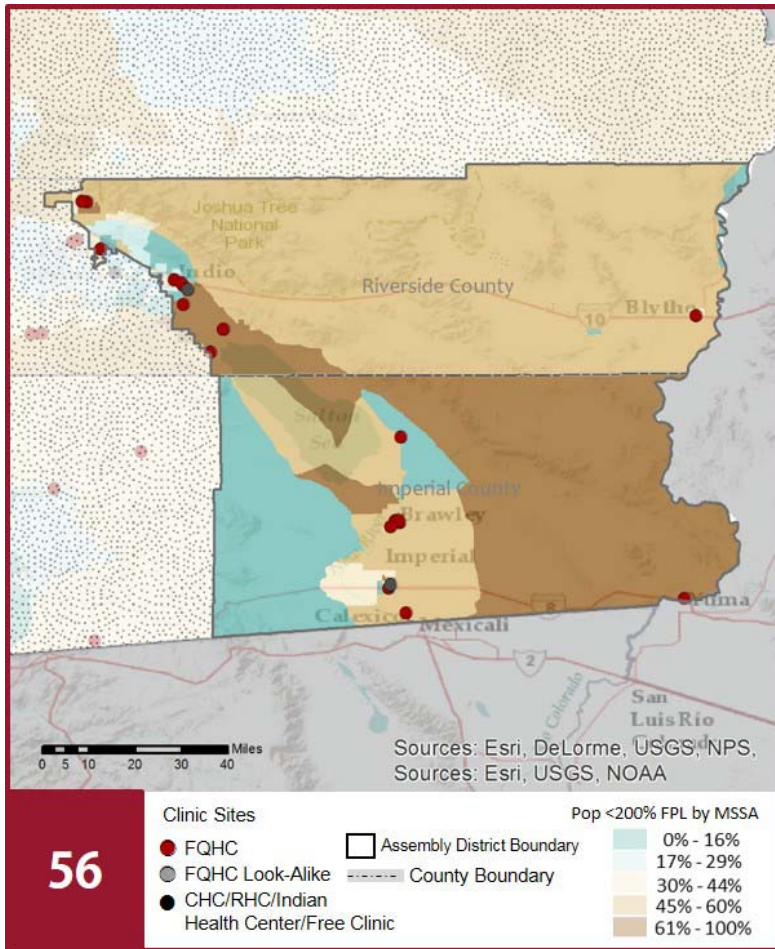
CALIFORNIA COMMUNITY HEALTH CENTERS

2018 | Assembly District 56
 Assemblymember Eduardo Garcia



The Clinics

Community Clinics and Health Centers (CCHCs) are nonprofit health care practices located in low income and medically underserved areas. CCHCs share a common mission to serve everyone who walks through their doors, regardless of their ability to pay. The term CCHC include Federally Qualified Health Centers (FQHC), FQHC Look-Alikes, Migrant Health Centers, Rural and Frontier Health Centers, and Free Clinics. CCHCs are an essential segment of the safety net. In many California Counties, they provide a significant proportion of comprehensive primary care services to those who are publicly subsidized or uninsured.



Clinic Types

Total Number of CCHCs	22
Federally Qualified Health Center sites	20
Federally Qualified Health Center Look-Alike sites	0
95-210 Rural Health Center sites	3

The Patients

Demographics

Patients	140,933	
Female	85,357	61%
Male	55,576	39%
19 Years & Under	55,221	39%
Encounters	447,746	

Poverty Levels

Under 100%	77,970	55%
100-138%	14,301	10%
139-200%	5,995	4%
201-400%	2,099	1%
Above 400%	940	1%
Unknown	39,628	28%

56

Race			Ethnicity			Age		
White (including Hispanic)	102,092	72%	Hispanic	112,577	80%	Less than 1 Year	3,483	2%
Black	3,913	3%	Non-Hispanic	16,309	12%	1 - 4 Years	11,105	8%
Native American	1,461	1%	Unknown	12,047	9%	5 - 12 Years	24,284	17%
Asian/ Pacific Islander	1,881	1%				13 - 14 Years	4,631	3%
More Than One Race	847	1%				15 - 19 Years	11,718	8%
Other/ Unknown	30,739	22%				20 - 34 Years	31,513	22%
						35 - 44 Years	15,120	11%
						45 - 64 Years	29,458	21%
						Over 65 Years	9,621	7%

Migratory Workers

Patients	10,941	8%
Encounters	34,529	8%

Language

Primary Language Not English	39%
------------------------------	-----

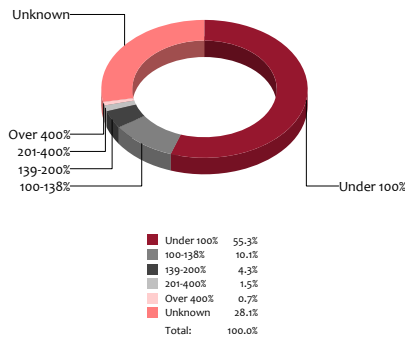
CALIFORNIA COMMUNITY HEALTH CENTERS

2018 | Assembly District 56
 Assemblymember Eduardo Garcia



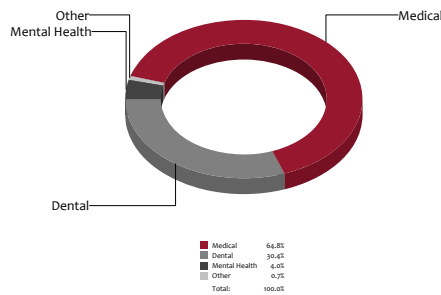
Poverty Level

Patients



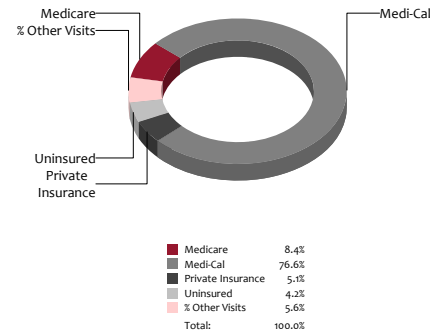
Services

Visits



Payment Source

Visits



The Services

	Provider FTEs		Encounters	
Medical*	75.2	68%	290,312	65%
Dental*	17.2	15%	136,082	30%
Mental Health ***	14.2	13%	18,084	4%
Other***	4.2	4%	3,268	1%
Total	111		447,746	

Health Centers providing other significant services

Vision Services	1	5%
Basic Lab Services	15	68%
Radiology Services	7	32%
Pharmacy Services	3	14%
Urgent Care Services	2	9%
Substance Abuse Services	1	5%
Womens Health Services	6	27%

*Physicians, physician assistants, family nurse practitioners, certified nurse midwives, visiting nurses. **Dentists and Registered Dental Hygienists
 Psychiatrists, clinical psychologists, and licensed clinical social workers. *Other providers billable to Medi-Cal

Revenue and Utilization by Payment Source

Program	Patients ^ ^		Encounters		Revenue	
	Count	%	Count	%	Count	%
Medicare	8,929	6%	37,606	8%	Gross Patient Revenue	\$96,121,188
Medi-Cal	104,678	74%	342,868	77%	Net Patient Revenue	\$77,993,236
Private Insurance	7,025	5%	23,049	5%	Other Operating Revenue	
Uninsured Services ^ ^ ^ ^	17,723	13%	18,973	4%	Federal	\$10,361,875
All County ^ ^ ^	1,115	1%	5,069	1%	State	\$108,316
Covered California	1,051	1%	2,893	1%	County/Local	\$281,250
PACE Patients	0	0%	0	0%	Private	\$3,315,649
Other	412	0%	776	0%	Donations/Contributions	\$73,530
BCCCP ^ ^	1,752	1%	2,476	1%	Other	\$447,101
CHDP ^ ^	1,252	1%	2,622	1%	Total Operating Revenue	
Family PACT ^ ^	5,989	4%	11,414	3%	\$ 92,580,957	

^ ^ Patient counts for Episodic programs (BCCP, CHDP, Family PACT) are duplicated. BCCCP = Breast and Cervical Cancer Control Program; CHDP = Child Health and Disability Prevention Program;
 Family PACT = Family Planning Access Care and Treatment program.
 ^ ^ ^ County Indigent/CMSP/MISP, San Diego County Medical Plan, LA County Public/Private Partnership, and Other County Programs.
 ^ ^ ^ ^ Free and Self-Pay/ Sliding Fee Programs.

Because of their philosophy and by necessity, CCHCs have been vigilant about controlling the cost of care, and the untoward effects of deferred or neglected care, by promoting a broad range of preventive health services specifically targeted to the particular needs of their communities and patient populations. The federal Office of Management and Budget has found the Health Center Program to be one of the ten most effective federal programs and the most effective program under the federal Health and Human Services Agency. Despite enormous challenges, CCHCs have persisted in their mission to serve their local communities.

All information compiled by Jeanita Harris, Sr. Data Analyst, CPCA. Numbers are based on 2016 OSHPD data.