

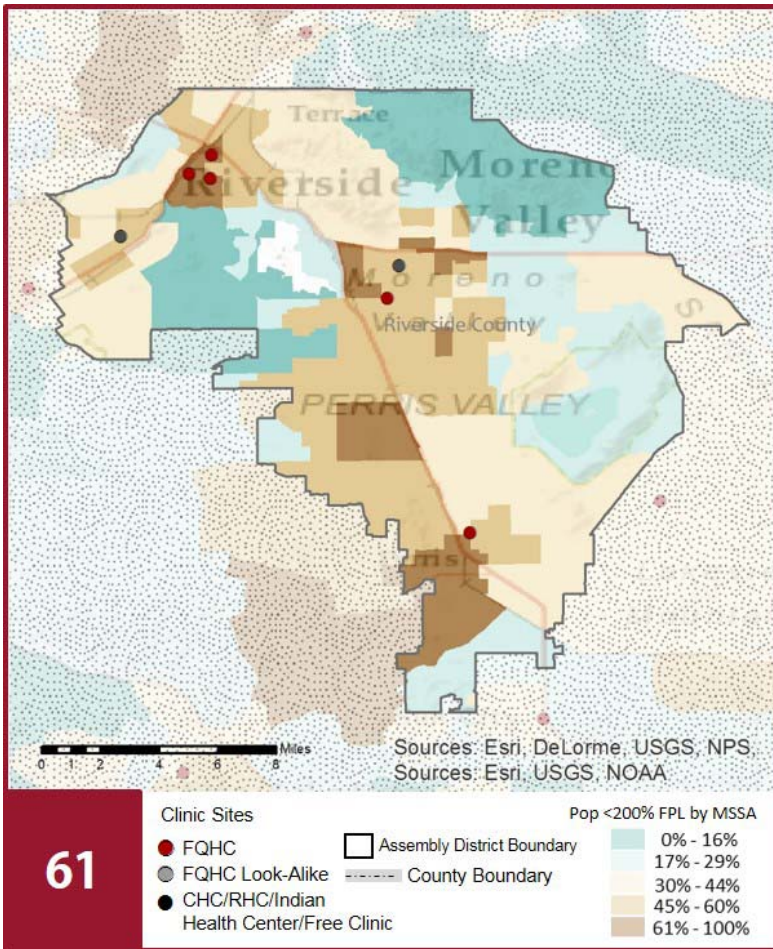
CALIFORNIA COMMUNITY HEALTH CENTERS

2018 | Assembly District 61
 Assemblymember Jose Medina



The Clinics

Community Clinics and Health Centers (CCHCs) are nonprofit health care practices located in low income and medically underserved areas. CCHCs share a common mission to serve everyone who walks through their doors, regardless of their ability to pay. The term CCHC include Federally Qualified Health Centers (FQHC), FQHC Look-Alikes, Migrant Health Centers, Rural and Frontier Health Centers, and Free Clinics. CCHCs are an essential segment of the safety net. In many California Counties, they provide a significant proportion of comprehensive primary care services to those who are publicly subsidized or uninsured.



Clinic Types

Total Number of CCHCs	7
Federally Qualified Health Center sites	5
Federally Qualified Health Center Look-Alike sites	0
95-210 Rural Health Center sites	0

The Patients

Demographics

Patients	49,672	
Female	37,294	75%
Male	12,378	25%
19 Years & Under	12,300	25%
Encounters	120,414	

Poverty Levels

Under 100%	28,723	58%
100-138%	9,089	18%
139-200%	2,449	5%
201-400%	989	2%
Above 400%	250	1%
Unknown	8,172	16%

Race

White (including Hispanic)	32,324	65%
Black	6,200	12%
Native American	308	1%
Asian/ Pacific Islander	1,719	3%
More Than One Race	429	1%
Other/ Unknown	8,692	17%

Ethnicity

Hispanic	28,414	57%
Non-Hispanic	17,875	36%
Unknown	3,383	7%

Age

Less than 1 Year	312	1%
1 - 4 Years	1,561	3%
5 - 12 Years	4,735	10%
13 - 14 Years	732	1%
15 - 19 Years	4,960	10%
20 - 34 Years	25,751	52%
35 - 44 Years	5,474	11%
45 - 64 Years	5,284	11%
Over 65 Years	863	2%

Migratory Workers

Patients	288	1%
Encounters	721	1%

Language

Primary Language Not English	11%
------------------------------	-----

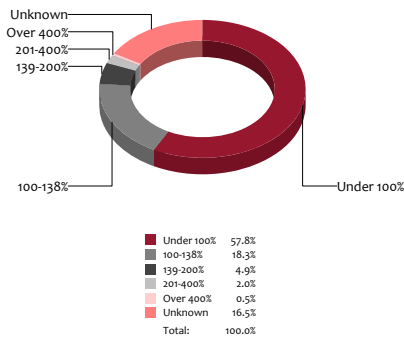
CALIFORNIA COMMUNITY HEALTH CENTERS

2018 | Assembly District 61 Assemblymember Jose Medina



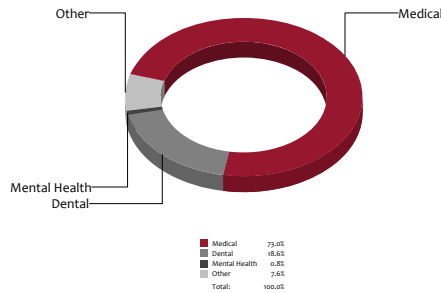
Poverty Level

Patients



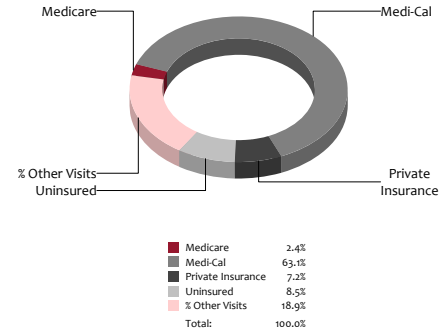
Services

Visits



Payment Source

Visits



The Services

	Provider FTEs		Encounters	
Medical*	24.7	67%	87,937	73%
Dental*	6.7	18%	22,400	19%
Mental Health ***	1.8	5%	928	1%
Other***	3.8	10%	9,149	8%
Total	37		120,414	

Health Centers providing other significant services

Vision Services	1	14%
Basic Lab Services	4	57%
Radiology Services	0	0%
Pharmacy Services	1	14%
Urgent Care Services	2	29%
Substance Abuse Services	1	14%
Womens Health Services	4	57%

*Physicians, physician assistants, family nurse practitioners, certified nurse midwives, visiting nurses. **Dentists and Registered Dental Hygienists
Psychiatrists, clinical psychologists, and licensed clinical social workers. *Other providers billable to Medi-Cal

Revenue and Utilization by Payment Source

Program	Patients ^ ^		Encounters		Revenue	
	Count	%	Count	%	Count	%
Medicare	646	1%	2,846	2%	Gross Patient Revenue	\$26,654,229
Medi-Cal	26,777	54%	75,936	63%	Net Patient Revenue	\$16,702,165
Private Insurance	4,637	9%	8,665	7%	Other Operating Revenue	
Uninsured Services ^ ^ ^ ^	17,006	34%	10,214	8%	Federal	\$4,008,753
All County ^ ^ ^	0	0%	0	0%	State	\$155,731
Covered California	180	0%	325	0%	County/Local	\$150,756
PACE Patients	0	0%	0	0%	Private	\$365,666
Other	426	1%	121	0%	Donations/Contributions	\$109,348
BCCCP ^ ^	230	0%	289	0%	Other	\$144,143
CHDP ^ ^	18	0%	26	0%	Total Operating Revenue	
Family PACT ^ ^	12,893	26%	21,992	18%	\$ 21,636,562	

^ ^ Patient counts for Episodic programs (BCCP, CHDP, Family PACT) are duplicated. BCCCP = Breast and Cervical Cancer Control Program; CHDP = Child Health and Disability Prevention Program;
Family PACT = Family Planning Access Care and Treatment program.
^ ^ ^ County Indigent/CMSP/MISP, San Diego County Medical Plan, LA County Public/Private Partnership, and Other County Programs.
^ ^ ^ ^ Free and Self-Pay/ Sliding Fee Programs.

Because of their philosophy and by necessity, CCHCs have been vigilant about controlling the cost of care, and the untoward effects of deferred or neglected care, by promoting a broad range of preventive health services specifically targeted to the particular needs of their communities and patient populations. The federal Office of Management and Budget has found the Health Center Program to be one of the ten most effective federal programs and the most effective program under the federal Health and Human Services Agency. Despite enormous challenges, CCHCs have persisted in their mission to serve their local communities.

All information compiled by Jeanita Harris, Sr. Data Analyst, CPCA. Numbers are based on 2016 OSHPD data.