

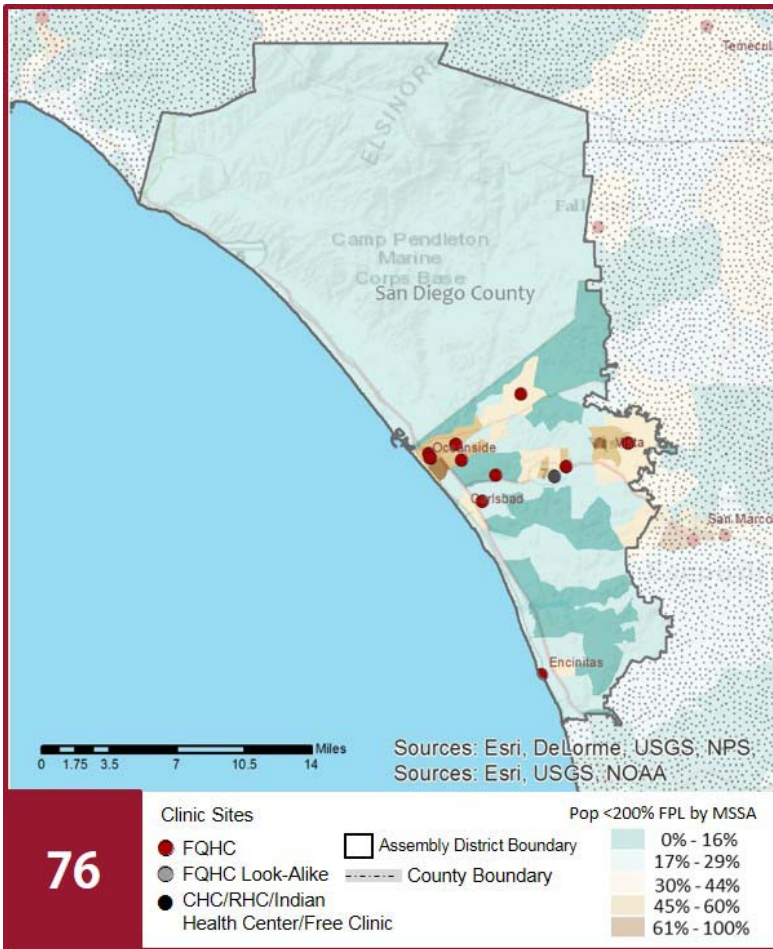
CALIFORNIA COMMUNITY HEALTH CENTERS

2018 | Assembly District 76
 Assemblymember Rocky Chávez



The Clinics

Community Clinics and Health Centers (CCHCs) are nonprofit health care practices located in low income and medically underserved areas. CCHCs share a common mission to serve everyone who walks through their doors, regardless of their ability to pay. The term CCHC include Federally Qualified Health Centers (FQHC), FQHC Look-Alikes, Migrant Health Centers, Rural and Frontier Health Centers, and Free Clinics. CCHCs are an essential segment of the safety net. In many California Counties, they provide a significant proportion of comprehensive primary care services to those who are publicly subsidized or uninsured.



Clinic Types

Total Number of CCHCs	14
Federally Qualified Health Center sites	13
Federally Qualified Health Center Look-Alike sites	0
95-210 Rural Health Center sites	0

The Patients

Demographics

Patients	123,575	
Female	78,318	63%
Male	45,257	37%
19 Years & Under	41,303	33%
Encounters	346,478	

Poverty Levels

Under 100%	85,307	69%
100-138%	16,012	13%
139-200%	8,684	7%
201-400%	3,339	3%
Above 400%	821	1%
Unknown	9,412	8%

76

Race			Ethnicity			Age		
White (including Hispanic)	88,587	72%	Hispanic	69,445	56%	Less than 1 Year	4,124	3%
Black	3,429	3%	Non-Hispanic	48,978	40%	1 - 4 Years	8,641	7%
Native American	320	0%	Unknown	5,152	4%	5 - 12 Years	16,003	13%
Asian/ Pacific Islander	3,961	3%				13 - 14 Years	3,101	3%
More Than One Race	3,661	3%				15 - 19 Years	9,434	8%
Other/ Unknown	23,617	19%				20 - 34 Years	34,816	28%
						35 - 44 Years	16,018	13%
						45 - 64 Years	26,773	22%
						Over 65 Years	4,665	4%

Migratory Workers

Patients	10,679	9%
Encounters	36,291	10%

Language

Primary Language Not English	31%
------------------------------	-----

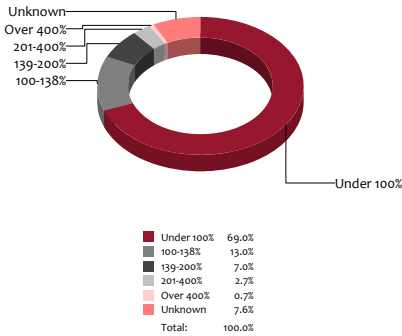
CALIFORNIA COMMUNITY HEALTH CENTERS

2018 | Assembly District 76 Assemblymember Rocky Chávez



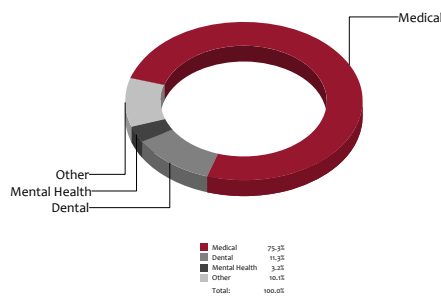
Poverty Level

Patients



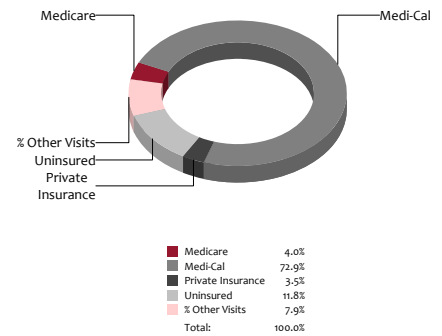
Services

Visits



Payment Source

Visits



The Services

	Provider FTEs		Encounters	
Medical*	76.1	63%	260,977	75%
Dental*	15.5	13%	39,260	11%
Mental Health ***	8.1	7%	11,173	3%
Other***	20.6	17%	35,068	10%
Total	120		346,478	

Health Centers providing other significant services

Vision Services	2	14%
Basic Lab Services	5	36%
Radiology Services	0	0%
Pharmacy Services	4	29%
Urgent Care Services	3	21%
Substance Abuse Services	1	7%
Womens Health Services	8	57%

*Physicians, physician assistants, family nurse practitioners, certified nurse midwives, visiting nurses. **Dentists and Registered Dental Hygienists
Psychiatrists, clinical psychologists, and licensed clinical social workers. *Other providers billable to Medi-Cal

Revenue and Utilization by Payment Source

Program	Patients ^ ^		Encounters		Revenue	
	Count	%	Count	%	Count	%
Medicare	4,208	3%	13,803	4%	Gross Patient Revenue	\$68,444,856
Medi-Cal	72,450	59%	252,496	73%	Net Patient Revenue	\$56,034,819
Private Insurance	5,158	4%	11,971	3%	Other Operating Revenue	
Uninsured Services ^ ^ ^ ^	39,237	32%	40,762	12%	Federal	\$11,559,419
All County ^ ^ ^	0	0%	53	0%	State	\$881,934
Covered California	2,450	2%	6,145	2%	County/Local	\$2,245,601
PACE Patients	0	0%	0	0%	Private	\$2,162,306
Other	72	0%	192	0%	Donations/Contributions	\$791,458
BCCCP ^ ^	1,933	2%	2,892	1%	Other	\$3,570,961
CHDP ^ ^	1,601	1%	1,807	1%	Total Operating Revenue	
Family PACT ^ ^	10,187	8%	16,357	5%	\$ 77,246,498	

^ ^ Patient counts for Episodic programs (BCCP, CHDP, Family PACT) are duplicated. BCCCP = Breast and Cervical Cancer Control Program; CHDP = Child Health and Disability Prevention Program;
Family PACT = Family Planning Access Care and Treatment program.
^ ^ ^ County Indigent/CMSP/MISP, San Diego County Medical Plan, LA County Public/Private Partnership, and Other County Programs.
^ ^ ^ ^ Free and Self-Pay/ Sliding Fee Programs.

Because of their philosophy and by necessity, CCHCs have been vigilant about controlling the cost of care, and the untoward effects of deferred or neglected care, by promoting a broad range of preventive health services specifically targeted to the particular needs of their communities and patient populations. The federal Office of Management and Budget has found the Health Center Program to be one of the ten most effective federal programs and the most effective program under the federal Health and Human Services Agency. Despite enormous challenges, CCHCs have persisted in their mission to serve their local communities.

All information compiled by Jeanita Harris, Sr. Data Analyst, CPCA. Numbers are based on 2016 OSHPD data.