

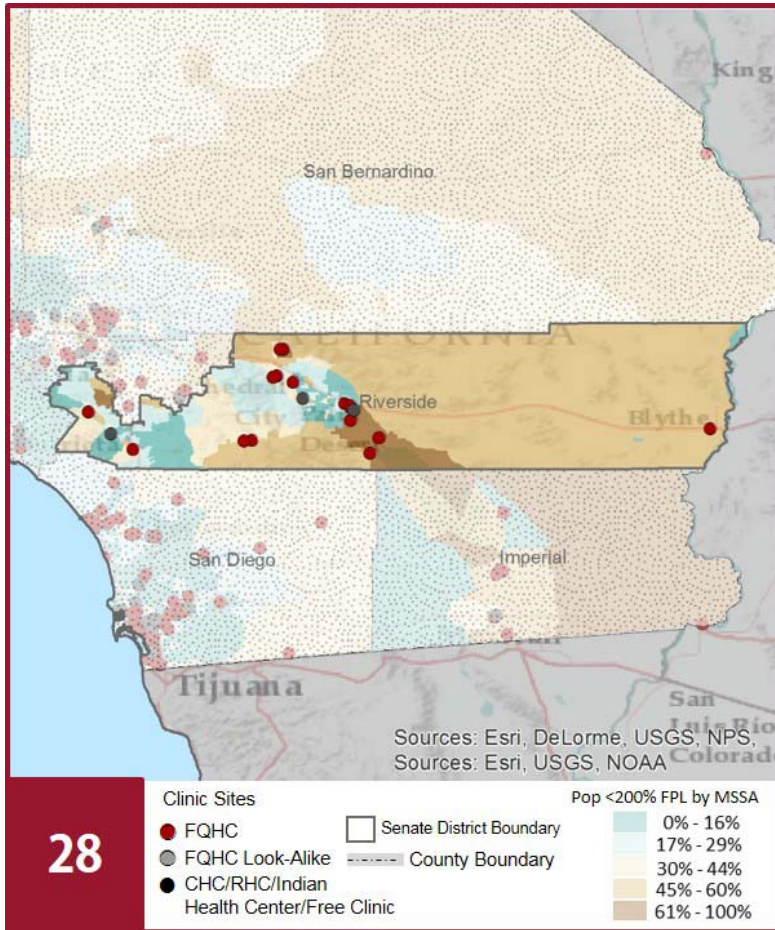
# CALIFORNIA COMMUNITY HEALTH CENTERS

## 2018 | Senate District 28 Senator Jeff Stone



### The Clinics

Community Clinics and Health Centers (CCHCs) are nonprofit health care practices located in low income and medically underserved areas. CCHCs share a common mission to serve everyone who walks through their doors, regardless of their ability to pay. The term CCHC include Federally Qualified Health Centers (FQHC), FQHC Look-Alikes, Migrant Health Centers, Rural and Frontier Health Centers, and Free Clinics. CCHCs are an essential segment of the safety net. In many California Counties, they provide a significant proportion of comprehensive primary care services to those who are publicly subsidized or uninsured.



### Clinic Types

Total Number of CCHCs	21
Federally Qualified Health Center sites	18
Federally Qualified Health Center Look-Alike sites	0
95-210 Rural Health Center sites	4

### The Patients

#### Demographics

Patients	120,752	
Female	75,496	63%
Male	45,256	37%
19 Years & Under	43,597	36%
Encounters	403,032	

#### Poverty Levels

Under 100%	66,874	55%
100-138%	13,117	11%
139-200%	6,347	5%
201-400%	5,708	5%
Above 400%	1,572	1%
Unknown	27,134	22%

Race			Ethnicity			Age		
White (including Hispanic)	73,119	61%	Hispanic	80,751	67%	Less than 1 Year	2,723	2%
Black	4,476	4%	Non-Hispanic	25,504	21%	1 - 4 Years	8,264	7%
Native American	1,939	2%	Unknown	14,497	12%	5 - 12 Years	18,915	16%
Asian/ Pacific Islander	3,196	3%				13 - 14 Years	3,585	3%
More Than One Race	1,923	2%				15 - 19 Years	10,110	8%
Other/ Unknown	36,099	30%				20 - 34 Years	31,597	26%
						35 - 44 Years	14,425	12%
						45 - 64 Years	25,351	21%
						Over 65 Years	5,782	5%

#### Migratory Workers

Patients	7,223	6%
Encounters	21,870	5%

#### Language

Primary Language Not English	38%
------------------------------	-----

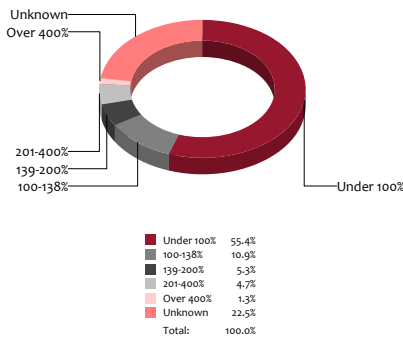
# CALIFORNIA COMMUNITY HEALTH CENTERS

2018 | Senate District 28  
Senator Jeff Stone



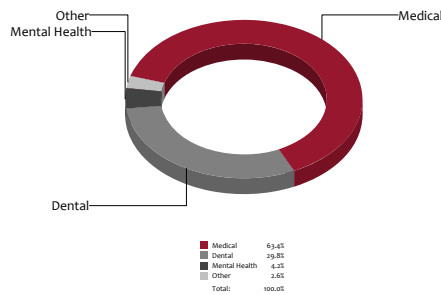
## Poverty Level

Patients



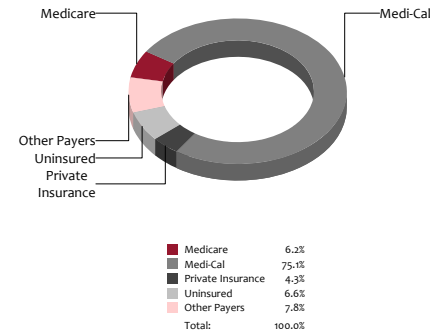
## Services

Visits



## Payment Source

Visits



## The Services

	Provider FTEs		Encounters	
Medical*	72.2	62%	255,571	63%
Dental*	16.5	14%	120,102	30%
Mental Health ***	16.4	14%	16,914	4%
Other***	10.5	9%	10,445	3%
<b>Total</b>	<b>116</b>		<b>403,032</b>	

## Health Centers providing other significant services

Vision Services	1	5%
Basic Lab Services	10	48%
Radiology Services	2	10%
Pharmacy Services	2	10%
Urgent Care Services	2	10%
Substance Abuse Services	3	14%
Womens Health Services	8	38%

\*Physicians, physician assistants, family nurse practitioners, certified nurse midwives, visiting nurses. \*\*Dentists and Registered Dental Hygienists  
\*\*\*Psychiatrists, clinical psychologists, and licensed clinical social workers. \*\*\*\*Other providers billable to Medi-Cal

## Revenue and Utilization by Payment Source

Program	Patients ^ ^		Encounters		Revenue	
	Count	%	Count	%	Count	%
Medicare	5,240	4%	25,140	6%	Gross Patient Revenue	\$91,195,406
Medi-Cal	87,558	73%	302,598	75%	Net Patient Revenue	\$77,342,395
Private Insurance	6,382	5%	17,432	4%	<b>Other Operating Revenue</b>	
Uninsured Services ^ ^ ^ ^	19,451	16%	26,519	7%	Federal	\$8,336,422
All County ^ ^ ^	1,208	1%	5,394	1%	State	\$106,950
Covered California	492	0%	1,528	0%	County/Local	\$258,534
PACE Patients	0	0%	0	0%	Private	\$2,887,068
Other	421	0%	785	0%	Donations/Contributions	\$233,426
BCCCP ^ ^	2,100	2%	2,778	1%	Other	\$465,746
CHDP ^ ^	1,148	1%	2,031	1%	<b>Total Operating Revenue</b>	
Family PACT ^ ^	9,995	8%	18,827	5%	<b>\$ 89,957,151</b>	

^ ^ Patient counts for Episodic programs (BCCP, CHDP, Family PACT) are duplicated. BCCCP = Breast and Cervical Cancer Control Program; CHDP = Child Health and Disability Prevention Program;  
Family PACT = Family Planning Access Care and Treatment program.  
^ ^ ^ County Indigent/CMSP/MISP, San Diego County Medical Plan, LA County Public/Private Partnership, and Other County Programs.  
^ ^ ^ ^ Free and Self-Pay/ Sliding Fee Programs.

Because of their philosophy and by necessity, CCHCs have been vigilant about controlling the cost of care, and the untoward effects of deferred or neglected care, by promoting a broad range of preventive health services specifically targeted to the particular needs of their communities and patient populations. The federal Office of Management and Budget has found the Health Center Program to be one of the ten most effective federal programs and the most effective program under the federal Health and Human Services Agency. Despite enormous challenges, CCHCs have persisted in their mission to serve their local communities.

All information compiled by Jeanita Harris, Sr. Data Analyst, CPCA. Numbers are based on 2016 OSHPD data.