

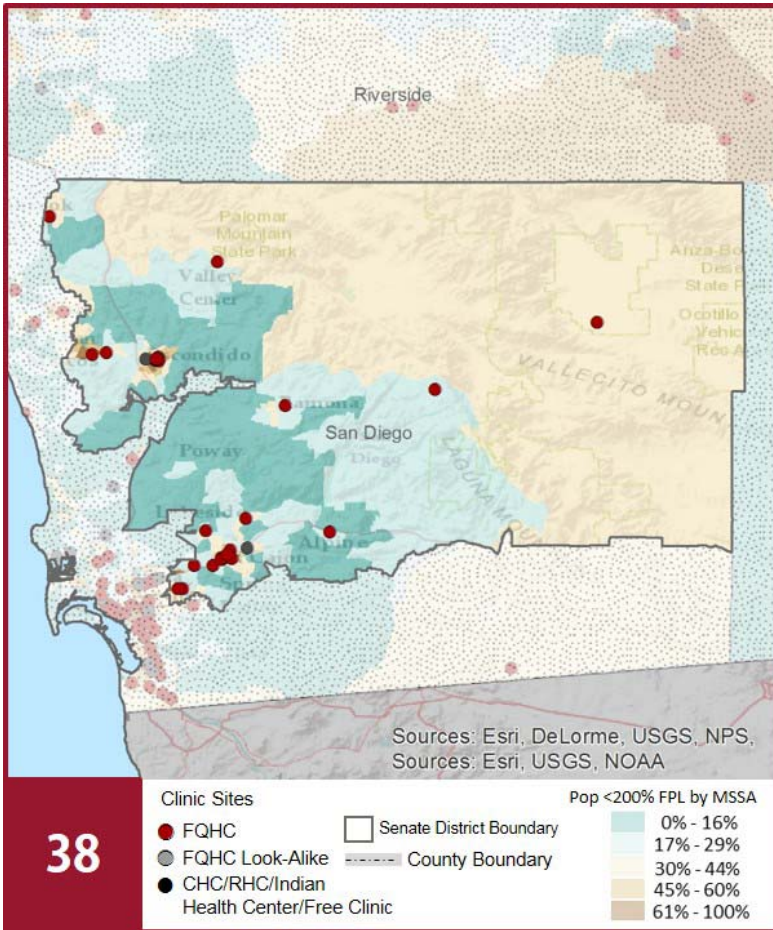
CALIFORNIA COMMUNITY HEALTH CENTERS

2018 | Senate District 38
 Senator Joel Anderson



The Clinics

Community Clinics and Health Centers (CCHCs) are nonprofit health care practices located in low income and medically underserved areas. CCHCs share a common mission to serve everyone who walks through their doors, regardless of their ability to pay. The term CCHC include Federally Qualified Health Centers (FQHC), FQHC Look-Alikes, Migrant Health Centers, Rural and Frontier Health Centers, and Free Clinics. CCHCs are an essential segment of the safety net. In many California Counties, they provide a significant proportion of comprehensive primary care services to those who are publicly subsidized or uninsured.



Clinic Types

Total Number of CCHCs	30
Federally Qualified Health Center sites	28
Federally Qualified Health Center Look-Alike sites	0
95-210 Rural Health Center sites	3

The Patients

Demographics

Patients	224,479	
Female	139,292	62%
Male	85,187	38%
19 Years & Under	75,645	34%
Encounters	785,182	

Poverty Levels

Under 100%	121,470	54%
100-138%	23,042	10%
139-200%	10,256	5%
201-400%	15,670	7%
Above 400%	1,347	1%
Unknown	52,694	23%

Race			Ethnicity			Age		
White (including Hispanic)	138,479	62%	Hispanic	107,029	48%	Less than 1 Year	6,011	3%
Black	7,810	3%	Non-Hispanic	90,690	40%	1 - 4 Years	16,049	7%
Native American	1,089	0%	Unknown	26,760	12%	5 - 12 Years	29,293	13%
Asian/ Pacific Islander	6,813	3%				13 - 14 Years	6,340	3%
More Than One Race	3,943	2%				15 - 19 Years	17,952	8%
Other/ Unknown	66,345	30%				20 - 34 Years	58,224	26%
						35 - 44 Years	28,032	12%
						45 - 64 Years	49,371	22%
						Over 65 Years	13,207	6%

Migratory Workers

Patients	7,011	3%
Encounters	26,024	3%

Language

Primary Language Not English	42%
------------------------------	-----

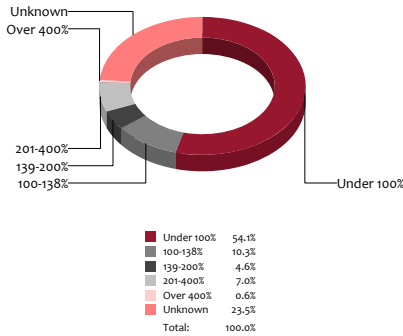
CALIFORNIA COMMUNITY HEALTH CENTERS

2018 | Senate District 38 Senator Joel Anderson



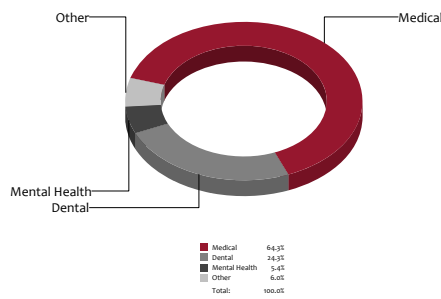
Poverty Level

Patients



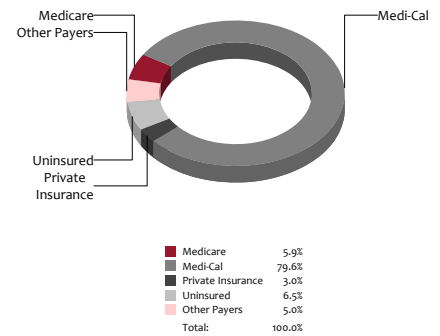
Services

Visits



Payment Source

Visits



The Services

	Provider FTEs		Encounters	
Medical*	137.0	63%	504,735	64%
Dental*	23.7	11%	191,097	24%
Mental Health ***	26.5	12%	42,465	5%
Other***	31.7	14%	46,885	6%
Total	219		785,182	

Health Centers providing other significant services

Vision Services	3	10%
Basic Lab Services	20	67%
Radiology Services	5	17%
Pharmacy Services	6	20%
Urgent Care Services	4	13%
Substance Abuse Services	5	17%
Womens Health Services	21	70%

*Physicians, physician assistants, family nurse practitioners, certified nurse midwives, visiting nurses. **Dentists and Registered Dental Hygienists
Psychiatrists, clinical psychologists, and licensed clinical social workers. *Other providers billable to Medi-Cal

Revenue and Utilization by Payment Source

Program	Patients ^ ^		Encounters		Revenue	
	Count	%	Count	%	Count	%
Medicare	10,354	5%	46,650	6%	Gross Patient Revenue	\$171,031,002
Medi-Cal	162,771	73%	625,017	80%	Net Patient Revenue	\$143,195,727
Private Insurance	8,008	4%	23,318	3%	Other Operating Revenue	
Uninsured Services ^ ^ ^ ^	40,532	18%	50,699	6%	Federal	\$12,564,230
All County ^ ^ ^	18	0%	536	0%	State	\$228,518
Covered California	2,004	1%	5,574	1%	County/Local	\$2,542,288
PACE Patients	0	0%	0	0%	Private	\$4,348,239
Other	792	0%	954	0%	Donations/Contributions	\$78,807
BCCCP ^ ^	3,352	1%	3,983	1%	Other	\$5,886,069
CHDP ^ ^	2,446	1%	3,366	0%	Total Operating Revenue	
Family PACT ^ ^	14,899	7%	25,085	3%	\$ 169,677,232	

^ ^ Patient counts for Episodic programs (BCCP, CHDP, Family PACT) are duplicated. BCCCP = Breast and Cervical Cancer Control Program; CHDP = Child Health and Disability Prevention Program;
Family PACT = Family Planning Access Care and Treatment program.
^ ^ ^ County Indigent/CMSP/MISP, San Diego County Medical Plan, LA County Public/Private Partnership, and Other County Programs.
^ ^ ^ ^ Free and Self-Pay/ Sliding Fee Programs.

Because of their philosophy and by necessity, CCHCs have been vigilant about controlling the cost of care, and the untoward effects of deferred or neglected care, by promoting a broad range of preventive health services specifically targeted to the particular needs of their communities and patient populations. The federal Office of Management and Budget has found the Health Center Program to be one of the ten most effective federal programs and the most effective program under the federal Health and Human Services Agency. Despite enormous challenges, CCHCs have persisted in their mission to serve their local communities.

All information compiled by Jeanita Harris, Sr. Data Analyst, CPCA. Numbers are based on 2016 OSHPD data.