

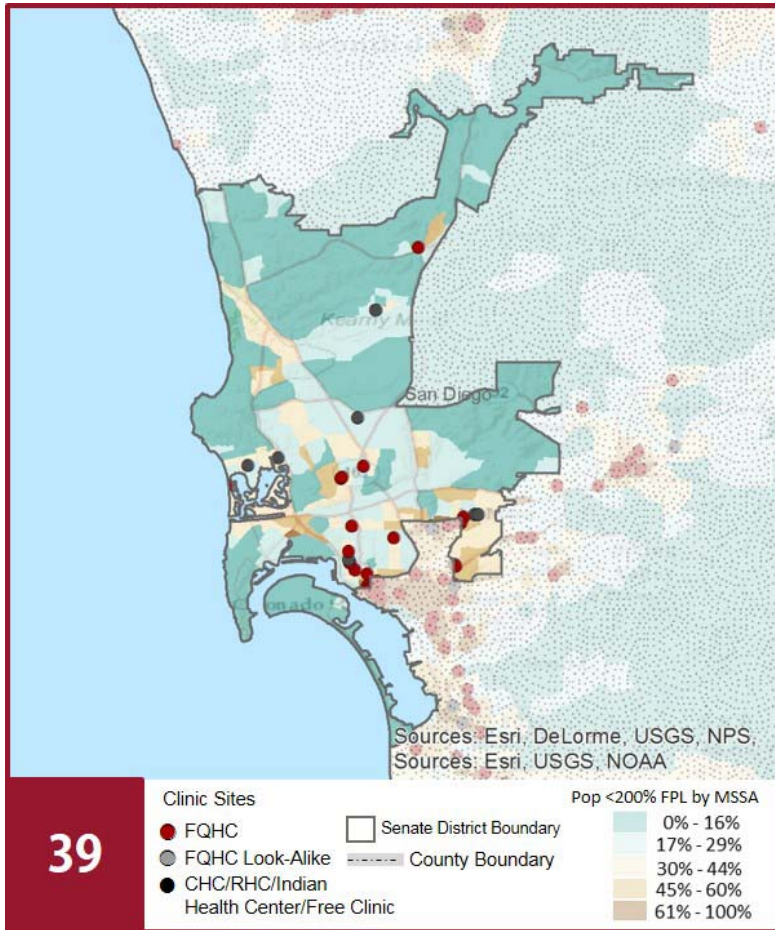
# CALIFORNIA COMMUNITY HEALTH CENTERS

**2018** | Senate District 39  
 Senator Toni G. Atkins



## The Clinics

Community Clinics and Health Centers (CCHCs) are nonprofit health care practices located in low income and medically underserved areas. CCHCs share a common mission to serve everyone who walks through their doors, regardless of their ability to pay. The term CCHC include Federally Qualified Health Centers (FQHC), FQHC Look-Alikes, Migrant Health Centers, Rural and Frontier Health Centers, and Free Clinics. CCHCs are an essential segment of the safety net. In many California Counties, they provide a significant proportion of comprehensive primary care services to those who are publicly subsidized or uninsured.



## Clinic Types

Total Number of CCHCs	25
Federally Qualified Health Center sites	15
Federally Qualified Health Center Look-Alike sites	0
95-210 Rural Health Center sites	0

## The Patients

### Demographics

Patients	154,212	
Female	100,446	65%
Male	53,766	35%
19 Years & Under	28,440	18%
Encounters	511,606	

### Poverty Levels

Under 100%	108,266	70%
100-138%	17,694	11%
139-200%	10,594	7%
201-400%	5,534	4%
Above 400%	2,131	1%
Unknown	9,993	6%

**39**

Race			Ethnicity			Age		
White (including Hispanic)	99,235	64%	Hispanic	53,679	35%	Less than 1 Year	2,080	1%
Black	15,952	10%	Non-Hispanic	85,687	56%	1 - 4 Years	5,958	4%
Native American	2,021	1%	Unknown	14,846	10%	5 - 12 Years	9,211	6%
Asian/ Pacific Islander	13,253	9%				13 - 14 Years	1,788	1%
More Than One Race	3,173	2%				15 - 19 Years	9,403	6%
Other/ Unknown	20,578	13%				20 - 34 Years	66,669	43%
						35 - 44 Years	20,907	14%
						45 - 64 Years	32,392	21%
						Over 65 Years	5,804	4%

Language		
Primary Language Not English		16%

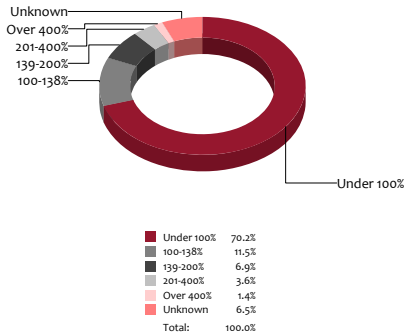
# CALIFORNIA COMMUNITY HEALTH CENTERS

## 2018 | Senate District 39 Senator Toni G. Atkins



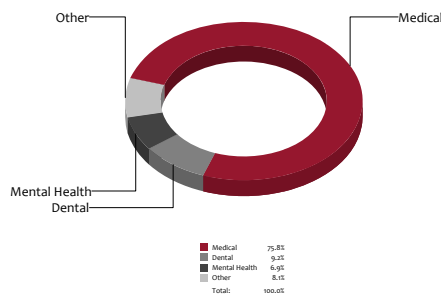
### Poverty Level

Patients



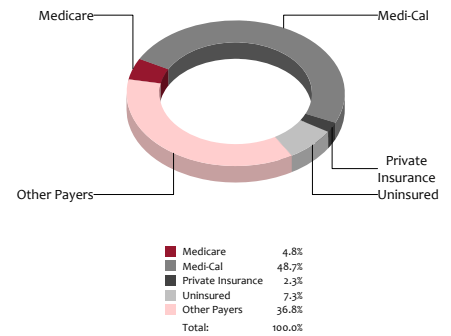
### Services

Visits



### Payment Source

Visits



### The Services

	Provider FTEs		Encounters	
Medical*	97.0	50%	387,829	76%
Dental*	28.0	14%	47,267	9%
Mental Health ***	36.1	19%	35,295	7%
Other***	32.6	17%	41,215	8%
<b>Total</b>	<b>194</b>		<b>511,606</b>	

### Health Centers providing other significant services

Vision Services	3	12%
Basic Lab Services	21	84%
Radiology Services	2	8%
Pharmacy Services	10	40%
Urgent Care Services	0	0%
Substance Abuse Services	13	52%
Womens Health Services	17	68%

\*Physicians, physician assistants, family nurse practitioners, certified nurse midwives, visiting nurses. \*\*Dentists and Registered Dental Hygienists  
\*\*\*Psychiatrists, clinical psychologists, and licensed clinical social workers. \*\*\*\*Other providers billable to Medi-Cal

### Revenue and Utilization by Payment Source

Program	Patients ^ ^		Encounters		Revenue	
	Count	%	Count	%	Count	%
Medicare	7,294	5%	24,696	5%	Gross Patient Revenue	\$124,095,725
Medi-Cal	83,302	54%	249,219	49%	Net Patient Revenue	\$100,844,673
Private Insurance	7,576	5%	11,831	2%	<b>Other Operating Revenue</b>	
Uninsured Services ^ ^ ^ ^	52,557	34%	37,578	7%	Federal	\$12,608,757
All County ^ ^ ^	17	0%	3,649	1%	State	\$1,374,751
Covered California	2,187	1%	4,899	1%	County/Local	\$2,700,308
PACE Patients	300	0%	19,089	4%	Private	\$2,570,013
Other	979	1%	107,465	21%	Donations/Contributions	\$722,878
BCCCP ^ ^	807	1%	1,263	0%	Other	\$14,544,390
CHDP ^ ^	1,333	1%	1,793	0%	<b>Total Operating Revenue</b>	
Family PACT ^ ^	30,577	20%	50,124	10%	<b>\$ 136,923,278</b>	

^ ^ Patient counts for Episodic programs (BCCP, CHDP, Family PACT) are duplicated. BCCCP = Breast and Cervical Cancer Control Program; CHDP = Child Health and Disability Prevention Program;  
Family PACT = Family Planning Access Care and Treatment program.  
^ ^ ^ County Indigent/CMSP/MISP, San Diego County Medical Plan, LA County Public/Private Partnership, and Other County Programs.  
^ ^ ^ ^ Free and Self-Pay/ Sliding Fee Programs.

Because of their philosophy and by necessity, CCHCs have been vigilant about controlling the cost of care, and the untoward effects of deferred or neglected care, by promoting a broad range of preventive health services specifically targeted to the particular needs of their communities and patient populations. The federal Office of Management and Budget has found the Health Center Program to be one of the ten most effective federal programs and the most effective program under the federal Health and Human Services Agency. Despite enormous challenges, CCHCs have persisted in their mission to serve their local communities.

All information compiled by Jeanita Harris, Sr. Data Analyst, CPCA. Numbers are based on 2016 OSHPD data.