

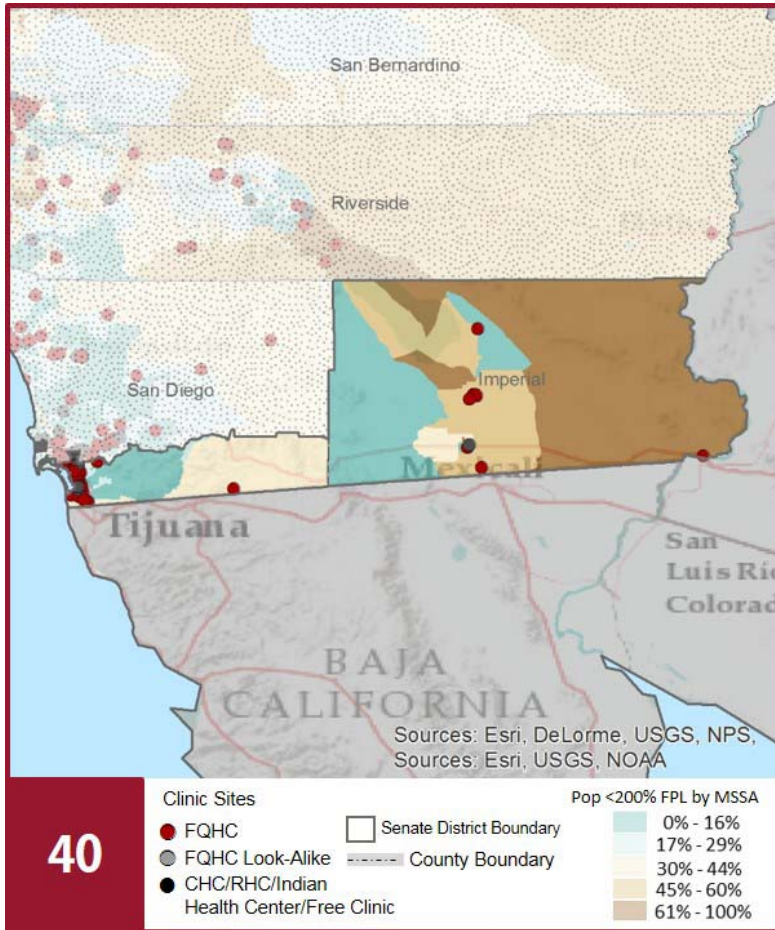
CALIFORNIA COMMUNITY HEALTH CENTERS

2018 | Senate District 40 Senator Ben Hueso



The Clinics

Community Clinics and Health Centers (CCHCs) are nonprofit health care practices located in low income and medically underserved areas. CCHCs share a common mission to serve everyone who walks through their doors, regardless of their ability to pay. The term CCHC include Federally Qualified Health Centers (FQHC), FQHC Look-Alikes, Migrant Health Centers, Rural and Frontier Health Centers, and Free Clinics. CCHCs are an essential segment of the safety net. In many California Counties, they provide a significant proportion of comprehensive primary care services to those who are publicly subsidized or uninsured.



Clinic Types

Total Number of CCHCs	55
Federally Qualified Health Center sites	50
Federally Qualified Health Center Look-Alike sites	0
95-210 Rural Health Center sites	0

The Patients

Demographics

Patients	366,454	
Female	229,935	63%
Male	136,519	37%
19 Years & Under	118,625	32%
Encounters	1,089,918	

Poverty Levels

Under 100%	253,330	69%
100-138%	39,785	11%
139-200%	17,787	5%
201-400%	7,453	2%
Above 400%	2,631	1%
Unknown	29,326	8%

40

Race			Ethnicity			Age		
White (including Hispanic)	197,861	54%	Hispanic	259,487	71%	Less than 1 Year	9,660	3%
Black	24,925	7%	Non-Hispanic	92,810	25%	1 - 4 Years	26,190	7%
Native American	1,259	0%	Unknown	14,157	4%	5 - 12 Years	45,148	13%
Asian/ Pacific Islander	23,526	6%				13 - 14 Years	9,497	3%
More Than One Race	6,409	2%				15 - 19 Years	28,130	8%
Other/ Unknown	112,474	31%				20 - 34 Years	94,636	27%
						35 - 44 Years	41,703	12%
						45 - 64 Years	84,583	24%
						Over 65 Years	26,907	8%

Migratory Workers

Patients	7,715	2%
Encounters	19,707	2%

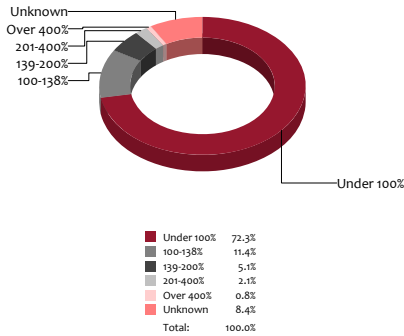
CALIFORNIA COMMUNITY HEALTH CENTERS

2018 | Senate District 40 Senator Ben Hueso



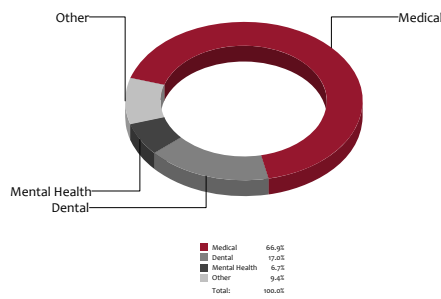
Poverty Level

Patients



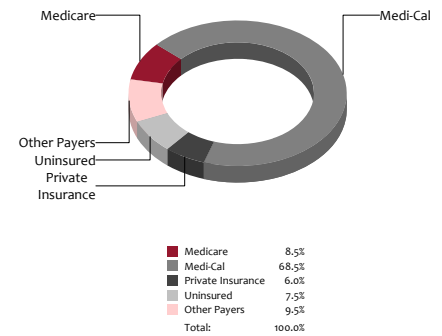
Services

Visits



Payment Source

Visits



The Services

	Provider FTEs		Encounters	
Medical*	221.3	53%	729,449	67%
Dental*	51.4	12%	185,230	17%
Mental Health ***	55.3	13%	72,972	7%
Other***	91.5	22%	102,267	9%
Total	419		1,089,918	

Health Centers providing other significant services

Vision Services	13	24%
Basic Lab Services	43	78%
Radiology Services	14	25%
Pharmacy Services	14	25%
Urgent Care Services	3	5%
Substance Abuse Services	17	31%
Womens Health Services	31	56%

*Physicians, physician assistants, family nurse practitioners, certified nurse midwives, visiting nurses. **Dentists and Registered Dental Hygienists
Psychiatrists, clinical psychologists, and licensed clinical social workers. *Other providers billable to Medi-Cal

Revenue and Utilization by Payment Source

Program	Patients ^ ^		Encounters		Revenue	
	Count	%	Count	%	Revenue	%
Medicare	23,785	6%	92,401	8%	Gross Patient Revenue	\$360,789,213
Medi-Cal	240,470	66%	747,106	69%	Net Patient Revenue	\$234,842,310
Private Insurance	11,317	3%	65,481	6%	Other Operating Revenue	
Uninsured Services ^ ^ ^ ^	81,305	22%	81,732	7%	Federal	\$41,165,418
All County ^ ^ ^	238	0%	4,374	0%	State	\$851,652
Covered California	5,421	1%	12,561	1%	County/Local	\$7,582,195
PACE Patients	264	0%	19,428	2%	Private	\$5,778,654
Other	3,654	1%	4,363	0%	Donations/Contributions	\$1,096,843
BCCCP ^ ^	3,141	1%	7,693	1%	Other	\$13,735,130
CHDP ^ ^	12,082	3%	14,796	1%	Total Operating Revenue	
Family PACT ^ ^	21,481	6%	39,983	4%	\$ 305,087,701	

^ ^ Patient counts for Episodic programs (BCCP, CHDP, Family PACT) are duplicated. BCCCP = Breast and Cervical Cancer Control Program; CHDP = Child Health and Disability Prevention Program;
Family PACT = Family Planning Access Care and Treatment program.
^ ^ ^ County Indigent/CMSP/MISP, San Diego County Medical Plan, LA County Public/Private Partnership, and Other County Programs.
^ ^ ^ ^ Free and Self-Pay/ Sliding Fee Programs.

Because of their philosophy and by necessity, CCHCs have been vigilant about controlling the cost of care, and the untoward effects of deferred or neglected care, by promoting a broad range of preventive health services specifically targeted to the particular needs of their communities and patient populations. The federal Office of Management and Budget has found the Health Center Program to be one of the ten most effective federal programs and the most effective program under the federal Health and Human Services Agency. Despite enormous challenges, CCHCs have persisted in their mission to serve their local communities.

All information compiled by Jeanita Harris, Sr. Data Analyst, CPCA. Numbers are based on 2016 OSHPD data.