



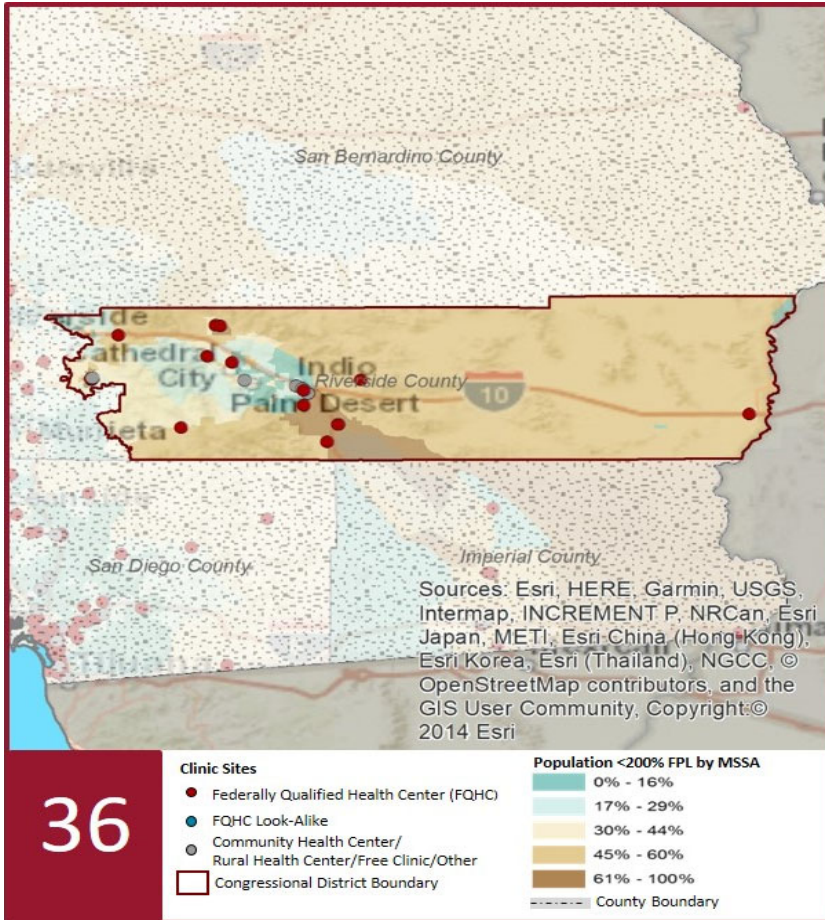
# 2019 Profile of Community Health Centers Congressional District 36

Representative Raul Ruiz



## The Clinics

Community Health Centers (CHCs) are nonprofit health care practices located in low income and medically underserved areas. CHCs share a common mission to serve everyone who walks through their doors, regardless of their ability to pay. The term CHC include Federally Qualified Health Centers (FQHC), FQHC Look-Alikes, Migrant Health Centers, Rural and Frontier Health Centers, and Free Clinics. CHCs are an essential segment of the safety net. In many California Counties, they provide a significant proportion of comprehensive primary care services to those who are publicly subsidized or uninsured.



### Clinic Types

Total Number of CHCs	21
Federally Qualified Health Center Sites (FQHC)	16
FQHC Look-Alike Sites	0
Rural Health Center Sites (95-210 RHC)	4

### Demographics

Patients	138,761	
Male	55,369	40%
Female	83,392	60%
19 Years & Under	48,167	35%
Encounters	476,402	

### Poverty Level

Under 100%	61,126	44%
100 - 138%	14,072	10%
139 - 200%	7,671	6%
201 - 400%	4,792	3%
Over 400%	2,139	2%
Unknown	48,961	35%

### Age

Less than 1 Year	2,366	2%
1 - 4 Years	8,464	6%
5 - 12 Years	21,055	15%
13 - 14 Years	4,381	3%
15 - 19 Years	11,901	9%
20 - 34 Years	34,366	25%
35 - 44 Years	17,174	12%
45 - 64 Years	31,508	23%
More than 65 Years	7,546	5%

### Race

White (non-hispanic)	69,979	50%
Black	5,807	4%
Native American	2,142	2%
Asian/Pacific Islander	3,381	2%
More than one Race	1,443	1%
Other/ Unknown	56,009	40%

### Ethnicity

Hispanic	89,049	64%
Non-Hispanic	24,182	17%
Unknown	25,530	18%
<b>AG/Migratory Workers</b>		
Patients	5,793	4%
Encounters	23,117	5%

### Language

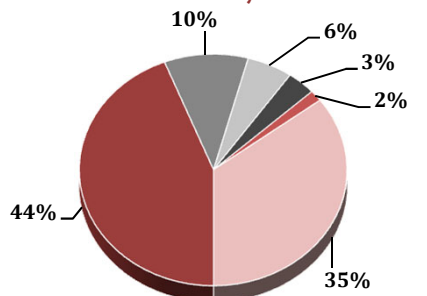
Primary Language Not English	37%
------------------------------	-----

# 2019 Profile of Community Health Centers Congressional District 36

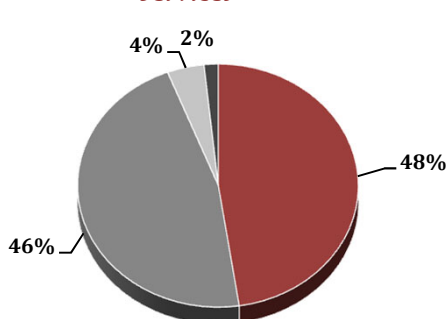
Representative Raul Ruiz



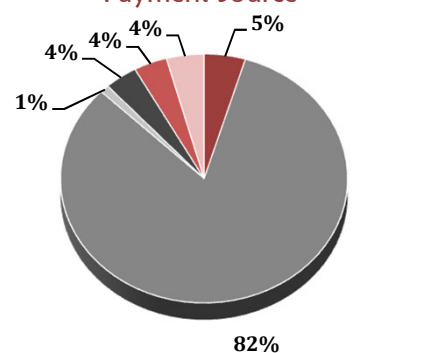
Federal Poverty Level



Services



Payment Source



■ Under 100% ■ 100 - 138% ■ 139 - 200%  
■ 201 - 400% ■ OVER 400% ■ Unknown

■ Medical ■ Dental ■ Mental Health ■ Other

■ Medicare ■ Medi-Cal ■ Other Public  
■ Private Insurance ■ Uninsured ■ Other

% of CHCs providing other significant services

Services	Provider FTEs	Encounters	% of CHCs providing other significant services
Medical*	68.9 64%	226,837 48%	Vision Services 0%
Dental**	14.6 13%	221,541 47%	Basic Lab Services 57%
Mental Health***	16.9 16%	20,233 4%	Radiology Services 24%
Other****	7.8 7%	7,791 2%	Pharmacy Services 24%
			Urgent Care Services 14%
			Substance Abuse Services 10%
			Women's Health Services 43%

\*Physicians; Physician Assistants; Family Nurse Practitioners; Certified Nurse Midwives and Visiting Nurses.  
\*\*Psychiatrists; Clinical Psychologists; Licensed Clinical Social Workers. \*\*\*\*Other providers billable to Medi-Cal and other CPSP providers not listed.

Revenue and Utilization by Payment Source

Program	Patients**	Encounters
Medicare	4,743 3%	22,168 5%
Medi-Cal	109,288 79%	393,621 83%
Other Public	1,100 1%	4,912 1%
Private Insurance	6,519 5%	17,613 4%
Uninsured Services	16,575 12%	17,875 4%
Covered California	205 0%	527 0%
PACE	- 0%	- 0%
Other	331 0%	503 0%
BCCCP**	1,892 1%	2,515 1%
CHDP**	664 0%	1,524 0%
Family PACT**	8,020 6%	15,144 3%

Gross Patient Revenue (charged)  
\$143,134,684  
Net Patient Revenue (collected)  
\$101,844,724

Other Operating Revenue

Federal Funds	\$ 9,491,409
State Funds	\$ 49,072
County/Local Funds	\$ 217,779
Private	\$ 1,738,306
Donations/Contributions	\$ 106,922
Other	\$ 376,376

**TOTAL OPERATING REVENUE**  
\$113,824,588

\*\*Patient counts for Episodic programs (BCCCP, CHDP, Family PACT and Other Episodic Programs) are duplicated. Episodic Programs include Breast Cancer Programs such as the Breast Cancer Early Detection Program (BCCCP) and the Breast and Cervical Cancer Control Program (BCCCP); CHDP = Child Health and Disability Prevention Program; Family PACT = Family Planning Access Care and Treatment Program and other payers covered by a grant.

Because of their philosophy and by necessity, CCHCs have been vigilant about controlling the cost of care, and the untoward effects of deferred or neglected care, by promoting a broad range of preventive health services specifically targeted to the particular needs of their communities and patient populations. The Federal Office of Management and Budget has found the Health Center Program to be one of the ten most effective federal programs and the most effective program under the federal Health and Human Services Agency. Despite enormous challenges, CCHCs have persisted in their mission to serve their local communities.

Profile created by Jeanita Harris, Sr. Data Analyst, CPCA. Data is based on 2017 OSHPD AUR.