




2019 Profile of Community Health Centers Congressional District 41

Representative Mark Takano



The Clinics

Community Health Centers (CHCs) are nonprofit health care practices located in low income and medically underserved areas. CHCs share a common mission to serve everyone who walks through their doors, regardless of their ability to pay. The term CHC include Federally Qualified Health Centers (FQHC), FQHC Look-Alikes, Migrant Health Centers, Rural and Frontier Health Centers, and Free Clinics. CHCs are an essential segment of the safety net. In many California Counties, they provide a significant proportion of comprehensive primary care services to those who are publicly subsidized or uninsured.



Clinic Types

Total Number of CHCs	11
Federally Qualified Health Center Sites (FQHC)	9
FQHC Look-Alike Sites	0
Rural Health Center Sites (95-210 RHC)	0

Demographics

Patients	72,041	
Male	22,591	31%
Female	49,450	69%
19 Years & Under	18,008	25%
Encounters	198,558	

Poverty Level

Under 100%	34,948	49%
100 - 138%	19,996	28%
139 - 200%	4,088	6%
201 - 400%	2,279	3%
Over 400%	702	1%
Unknown	10,028	14%

Age

Less than 1 Year	776	1%
1 - 4 Years	2,684	4%
5 - 12 Years	7,098	10%
13 - 14 Years	1,367	2%
15 - 19 Years	6,083	8%
20 - 34 Years	31,390	44%
35 - 44 Years	9,260	13%
45 - 64 Years	11,370	16%
More than 65 Years	2,013	3%

Race

White (non-hispanic)	41,026	57%
Black	7,269	10%
Native American	587	1%
Asian/Pacific Islander	2,130	3%
More than one Race	872	1%
Other/ Unknown	20,157	28%

Ethnicity

Hispanic	41,002	57%
Non-Hispanic	21,925	30%
Unknown	9,114	13%
AG/Migratory Workers		
Patients	256	0%
Encounters	949	0%

Language

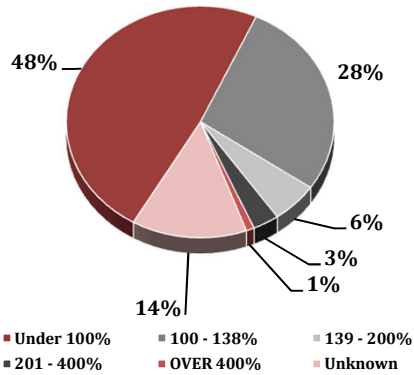
Primary Language Not English	19%
------------------------------	-----

2019 Profile of Community Health Centers Congressional District 41

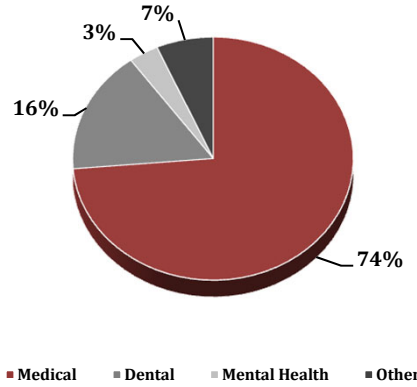
Representative Mark Takano



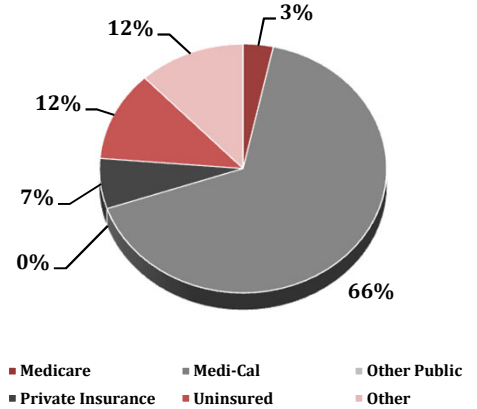
Federal Poverty Level



Services



Payment Source



Services	Provider FTEs	Encounters
Medical*	45.5 71%	146,240 74%
Dental**	8.1 13%	32,500 16%
Mental Health***	8.3 13%	6,784 3%
Other****	2.5 4%	13,034 7%

% of CHCs providing other significant services

Vision Services	18%
Basic Lab Services	73%
Radiology Services	18%
Pharmacy Services	27%
Urgent Care Services	27%
Substance Abuse Services	27%
Women's Health Services	45%

*Physicians; Physician Assistants; Family Nurse Practitioners; Certified Nurse Midwives and Visiting Nurses.
Psychiatrists; Clinical Psychologists; Licensed Clinical Social Workers. **Other providers billable to Medi-Cal and other CPSP providers not listed.

Revenue and Utilization by Payment Source

Program	Patients**	Encounters
Medicare	1,406 2%	6,726 3%
Medi-Cal	45,457 63%	131,806 66%
Other Public	2 0%	2 0%
Private Insurance	5,594 8%	12,970 7%
Uninsured Services	18,991 26%	23,158 12%
Covered California	240 0%	964 0%
PACE	- 0%	- 0%
Other	351 0%	199 0%
BCCCP**	851 1%	1,149 1%
CHDP**	- 0%	- 0%
Family PACT**	12,794 18%	21,584 11%

Gross Patient Revenue (charged)	\$45,298,009
Net Patient Revenue (collected)	\$26,617,326

Other Operating Revenue	
Federal Funds	\$ 7,807,209
State Funds	\$ 90,647
County/Local Funds	\$ 225,648
Private	\$ 1,048,165
Donations/Contributions	\$ 200,558
Other	\$ 520,023

TOTAL OPERATING REVENUE
\$36,509,576

**Patient counts for Episodic programs (BCCCP, CHDP, Family PACT and Other Episodic Programs) are duplicated. Episodic Programs include Breast Cancer Programs such as the Breast Cancer Early Detection Program (BCCCP) and the Breast and Cervical Cancer Control Program (BCCCP); CHDP = Child Health and Disability Prevention Program; Family PACT = Family Planning Access Care and Treatment Program and other payers covered by a grant.

Because of their philosophy and by necessity, CCHCs have been vigilant about controlling the cost of care, and the untoward effects of deferred or neglected care, by promoting a broad range of preventive health services specifically targeted to the particular needs of their communities and patient populations. The Federal Office of Management and Budget has found the Health Center Program to be one of the ten most effective federal programs and the most effective program under the federal Health and Human Services Agency. Despite enormous challenges, CCHCs have persisted in their mission to serve their local communities.

Profile created by Jeanita Harris, Sr. Data Analyst, CPCA. Data is based on 2017 OSHPD AUR.