



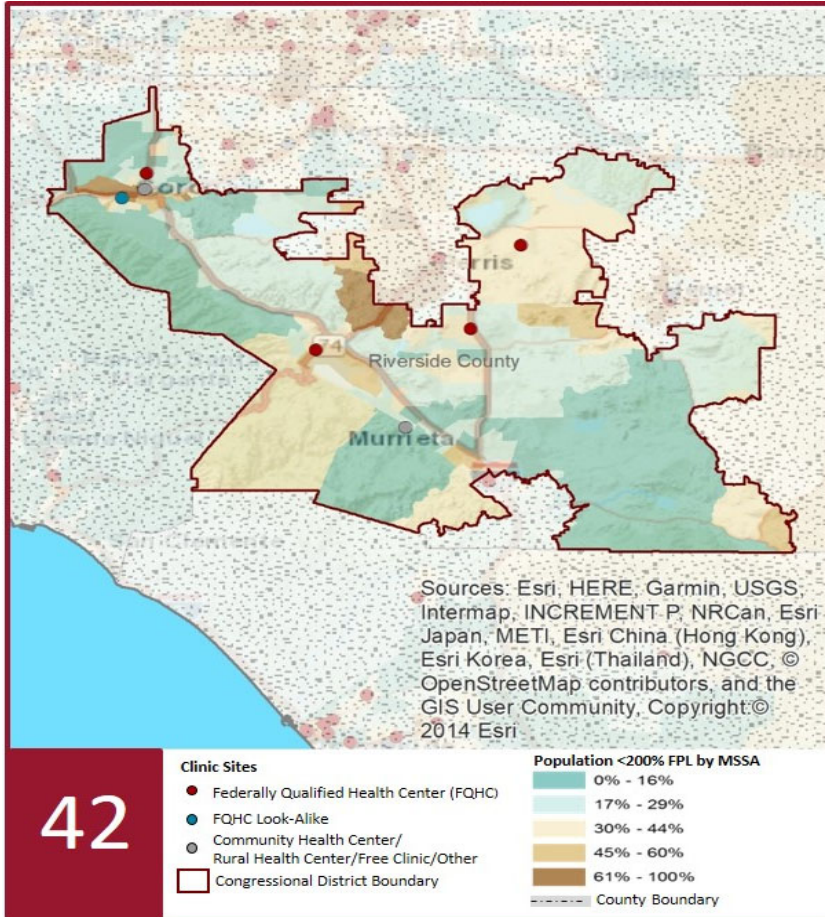
2019 Profile of Community Health Centers Congressional District 42

Representative Ken Calvert



The Clinics

Community Health Centers (CHCs) are nonprofit health care practices located in low income and medically underserved areas. CHCs share a common mission to serve everyone who walks through their doors, regardless of their ability to pay. The term CHC include Federally Qualified Health Centers (FQHC), FQHC Look-Alikes, Migrant Health Centers, Rural and Frontier Health Centers, and Free Clinics. CHCs are an essential segment of the safety net. In many California Counties, they provide a significant proportion of comprehensive primary care services to those who are publicly subsidized or uninsured.



Clinic Types

Total Number of CHCs	7
Federally Qualified Health Center Sites (FQHC)	4
FQHC Look-Alike Sites	1
Rural Health Center Sites (95-210 RHC)	1

Demographics

Patients	19,152	
Male	7,499	39%
Female	11,653	61%
19 Years & Under	6,093	32%
Encounters	75,931	

Poverty Level

Under 100%	12,479	65%
100 - 138%	2,735	14%
139 - 200%	638	3%
201 - 400%	603	3%
Over 400%	61	0%
Unknown	2,636	14%

Age

Less than 1 Year	238	1%
1 - 4 Years	1,358	7%
5 - 12 Years	2,664	14%
13 - 14 Years	536	3%
15 - 19 Years	1,297	7%
20 - 34 Years	4,547	24%
35 - 44 Years	2,696	14%
45 - 64 Years	4,887	26%
More than 65 Years	929	5%

Race

White (non-hispanic)	12,982	68%
Black	657	3%
Native American	86	0%
Asian/Pacific Islander	1,088	6%
More than one Race	565	3%
Other/ Unknown	3,774	20%

Ethnicity

Hispanic	11,076	58%
Non-Hispanic	6,121	32%
Unknown	1,955	10%
AG/Migratory Workers		
Patients	248	1%
Encounters	897	1%

Language

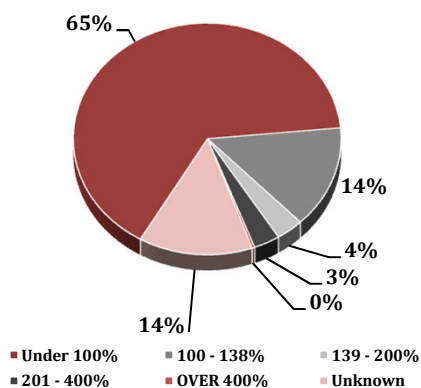
Primary Language Not English	31%
------------------------------	-----

2019 Profile of Community Health Centers Congressional District 42

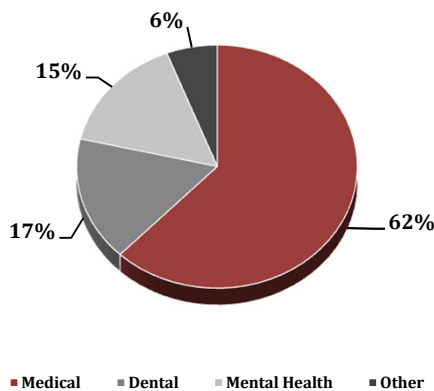
Representative Ken Calvert



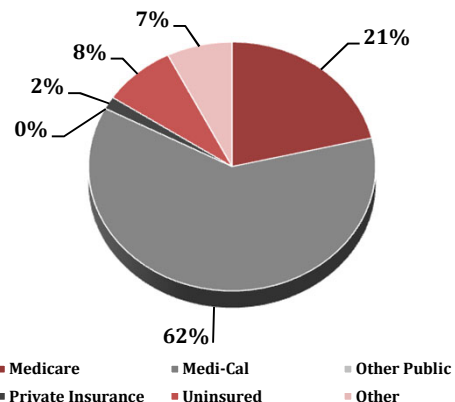
Federal Poverty Level



Services



Payment Source



Services	Provider FTEs	Encounters
Medical*	16.8 58%	47,166 62%
Dental**	6.3 22%	12,554 17%
Mental Health***	3.5 12%	11,772 16%
Other****	2.4 8%	4,439 6%

% of CHCs providing other significant services

Vision Services	0%
Basic Lab Services	29%
Radiology Services	0%
Pharmacy Services	0%
Urgent Care Services	0%
Substance Abuse Services	14%
Women's Health Services	71%

*Physicians; Physician Assistants; Family Nurse Practitioners; Certified Nurse Midwives and Visiting Nurses.
Psychiatrists; Clinical Psychologists; Licensed Clinical Social Workers. **Other providers billable to Medi-Cal and other CPSP providers not listed.

Revenue and Utilization by Payment Source

Program	Patients**	Encounters
Medicare	1,841 10%	16,181 21%
Medi-Cal	12,814 67%	46,628 61%
Other Public	2 0%	5 0%
Private Insurance	482 3%	1,232 2%
Uninsured Services	3,870 20%	6,278 8%
Covered California	143 1%	373 0%
PACE	- 0%	- 0%
Other	- 0%	- 0%
BCCCP**	179 1%	271 0%
CHDP**	2,057 11%	3,276 4%
Family PACT**	2,071 11%	1,687 2%

Gross Patient Revenue (charged)	\$18,140,427
Net Patient Revenue (collected)	\$11,070,216

Other Operating Revenue	
Federal Funds	\$ 1,466,841
State Funds	\$ 16,360
County/Local Funds	\$ 17,298
Private	\$ 37,152
Donations/Contributions	\$ 468,925
Other	\$ 875,900

TOTAL OPERATING REVENUE
\$13,952,692

**Patient counts for Episodic programs (BCCCP, CHDP, Family PACT and Other Episodic Programs) are duplicated. Episodic Programs include Breast Cancer Programs such as the Breast Cancer Early Detection Program (BCCCP) and the Breast and Cervical Cancer Control Program (BCCCP); CHDP = Child Health and Disability Prevention Program; Family PACT = Family Planning Access Care and Treatment Program and other payers covered by a grant.

Because of their philosophy and by necessity, CCHCs have been vigilant about controlling the cost of care, and the untoward effects of deferred or neglected care, by promoting a broad range of preventive health services specifically targeted to the particular needs of their communities and patient populations. The Federal Office of Management and Budget has found the Health Center Program to be one of the ten most effective federal programs and the most effective program under the federal Health and Human Services Agency. Despite enormous challenges, CCHCs have persisted in their mission to serve their local communities.

Profile created by Jeanita Harris, Sr. Data Analyst, CPCA. Data is based on 2017 OSHPD AUR.