



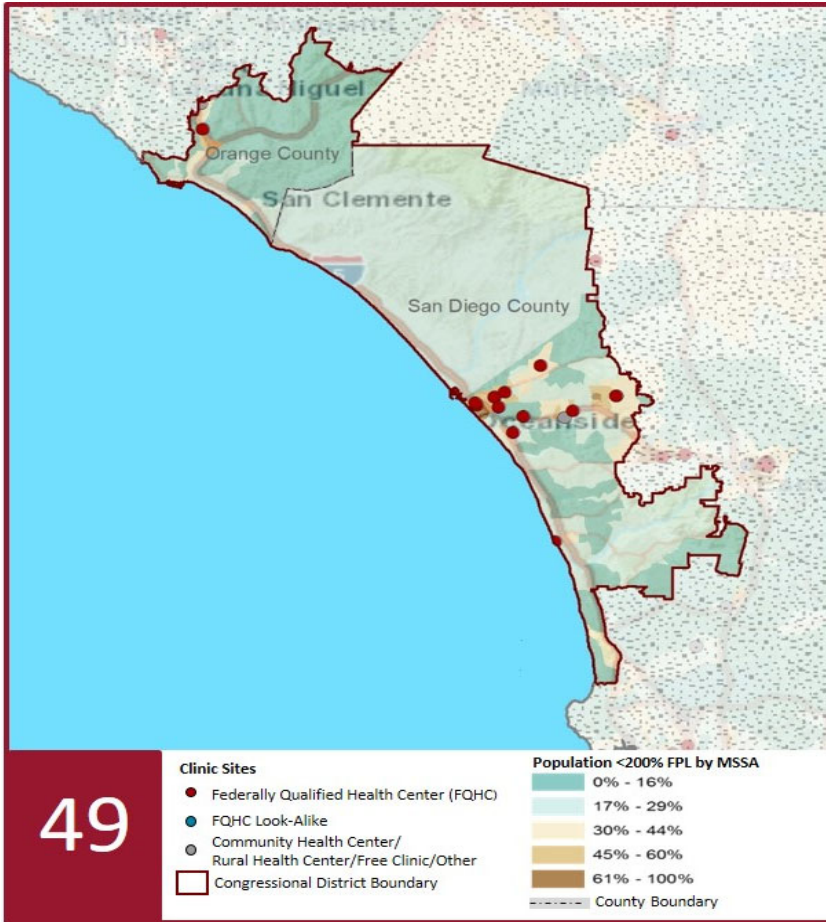
# 2019 Profile of Community Health Centers Congressional District 49

Representative Mike Levin



## The Clinics

Community Health Centers (CHCs) are nonprofit health care practices located in low income and medically underserved areas. CHCs share a common mission to serve everyone who walks through their doors, regardless of their ability to pay. The term CHC include Federally Qualified Health Centers (FQHC), FQHC Look-Alikes, Migrant Health Centers, Rural and Frontier Health Centers, and Free Clinics. CHCs are an essential segment of the safety net. In many California Counties, they provide a significant proportion of comprehensive primary care services to those who are publicly subsidized or uninsured.



## Clinic Types

Total Number of CHCs	16
Federally Qualified Health Center Sites (FQHC)	14
FQHC Look-Alike Sites	0
Rural Health Center Sites (95-210 RHC)	0

## Demographics

Patients	136,324	
Male	49,822	37%
Female	86,502	63%
19 Years & Under	43,708	32%
Encounters	406,550	

## Poverty Level

Under 100%	94,524	69%
100 - 138%	17,052	13%
139 - 200%	10,611	8%
201 - 400%	3,616	3%
Over 400%	992	1%
Unknown	9,529	7%

## Age

Less than 1 Year	3,999	3%
1 - 4 Years	8,765	6%
5 - 12 Years	17,237	13%
13 - 14 Years	3,552	3%
15 - 19 Years	10,155	7%
20 - 34 Years	37,756	28%
35 - 44 Years	17,990	13%
45 - 64 Years	31,044	23%
More than 65 Years	5,826	4%

## Race

White (non-hispanic)	99,277	73%
Black	3,562	3%
Native American	430	0%
Asian/Pacific Islander	4,581	3%
More than one Race	4,038	3%
Other/ Unknown	24,436	18%

## Ethnicity

Hispanic	75,305	55%
Non-Hispanic	54,303	40%
Unknown	6,716	5%

**AG/Migratory Workers**

Patients	11,410	8%
Encounters	32,827	8%

## Language

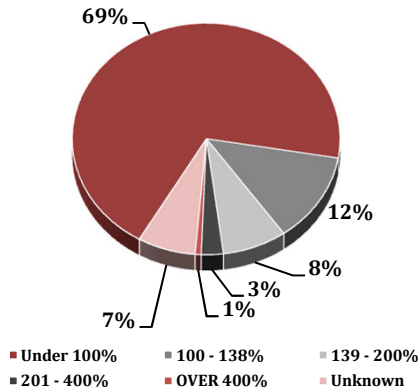
Primary Language Not English	33%
------------------------------	-----

# 2019 Profile of Community Health Centers Congressional District 49

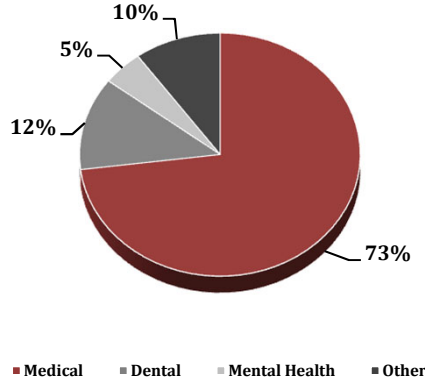
Representative Mike Levin



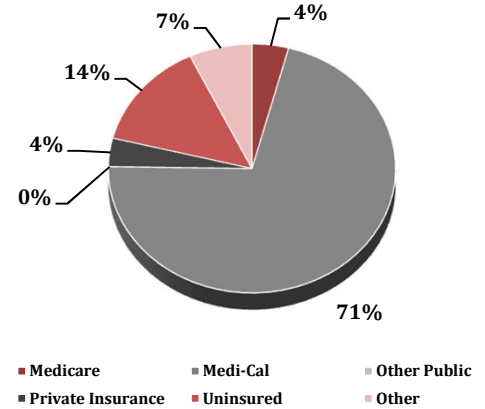
Federal Poverty Level



Services



Payment Source



Services	Provider FTEs	Encounters
Medical*	89.6 60%	296,837 73%
Dental**	21.0 14%	50,188 12%
Mental Health***	14.3 10%	19,033 5%
Other****	24.4 16%	40,492 10%

% of CHCs providing other significant services

Vision Services	13%
Basic Lab Services	44%
Radiology Services	13%
Pharmacy Services	25%
Urgent Care Services	13%
Substance Abuse Services	6%
Women's Health Services	63%

\*Physicians; Physician Assistants; Family Nurse Practitioners; Certified Nurse Midwives and Visiting Nurses.  
\*\*Psychiatrists; Clinical Psychologists; Licensed Clinical Social Workers. \*\*\*\*Other providers billable to Medi-Cal and other CPSP providers not listed.

## Revenue and Utilization by Payment Source

Program	Patients**	Encounters
Medicare	4,904 4%	16,743 4%
Medi-Cal	80,924 59%	289,127 71%
Other Public	- 0%	66 0%
Private Insurance	5,845 4%	14,927 4%
Uninsured Services	41,841 31%	56,819 14%
Covered California	2,656 2%	7,210 2%
PACE	- 0%	- 0%
Other	154 0%	396 0%
BCCCP**	3,492 3%	4,612 1%
CHDP**	1,913 1%	2,201 1%
Family PACT**	9,239 7%	14,449 4%

Gross Patient Revenue (charged)	\$93,467,995
Net Patient Revenue (collected)	\$68,272,180

Other Operating Revenue	
Federal Funds	\$ 15,233,257
State Funds	\$ 920,655
County/Local Funds	\$ 3,010,997
Private	\$ 5,123,367
Donations/Contributions	\$ 1,336,905
Other	\$ 2,032,734

**TOTAL OPERATING REVENUE**  
\$95,930,095

\*\*Patient counts for Episodic programs (BCCCP, CHDP, Family PACT and Other Episodic Programs) are duplicated. Episodic Programs include Breast Cancer Programs such as the Breast Cancer Early Detection Program (BCCCP) and the Breast and Cervical Cancer Control Program (BCCCP); CHDP = Child Health and Disability Prevention Program; Family PACT = Family Planning Access Care and Treatment Program and other payers covered by a grant.

Because of their philosophy and by necessity, CCHCs have been vigilant about controlling the cost of care, and the untoward effects of deferred or neglected care, by promoting a broad range of preventive health services specifically targeted to the particular needs of their communities and patient populations. The Federal Office of Management and Budget has found the Health Center Program to be one of the ten most effective federal programs and the most effective program under the federal Health and Human Services Agency. Despite enormous challenges, CCHCs have persisted in their mission to serve their local communities.

Profile created by Jeanita Harris, Sr. Data Analyst, CPCA. Data is based on 2017 OSHPD AUR.