



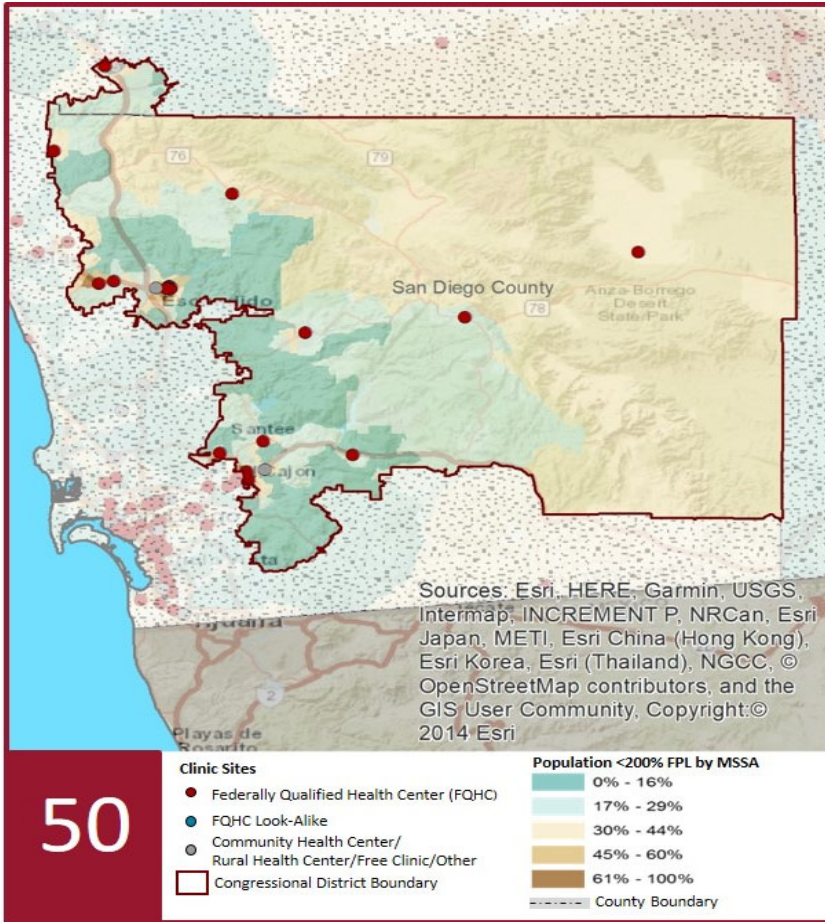
2019 Profile of Community Health Centers Congressional District 50

Representative Duncan D Hunter



The Clinics

Community Health Centers (CHCs) are nonprofit health care practices located in low income and medically underserved areas. CHCs share a common mission to serve everyone who walks through their doors, regardless of their ability to pay. The term CHC include Federally Qualified Health Centers (FQHC), FQHC Look-Alikes, Migrant Health Centers, Rural and Frontier Health Centers, and Free Clinics. CHCs are an essential segment of the safety net. In many California Counties, they provide a significant proportion of comprehensive primary care services to those who are publicly subsidized or uninsured.



Clinic Types

Total Number of CHCs	23
Federally Qualified Health Center Sites (FQHC)	21
FQHC Look-Alike Sites	0
Rural Health Center Sites (95-210 RHC)	3

Demographics

Patients	152,742	
Male	55,761	37%
Female	96,981	63%
19 Years & Under	49,620	32%
Encounters	522,111	

Poverty Level

Under 100%	76,500	50%
100 - 138%	21,597	14%
139 - 200%	10,668	7%
201 - 400%	16,028	10%
Over 400%	1,725	1%
Unknown	26,224	17%

Age

Less than 1 Year	3,760	2%
1 - 4 Years	9,892	6%
5 - 12 Years	19,034	12%
13 - 14 Years	4,293	3%
15 - 19 Years	12,641	8%
20 - 34 Years	42,742	28%
35 - 44 Years	19,047	12%
45 - 64 Years	32,295	21%
More than 65 Years	9,038	6%

Race

White (non-hispanic)	94,308	62%
Black	3,884	3%
Native American	834	1%
Asian/Pacific Islander	5,397	4%
More than one Race	3,875	3%
Other/ Unknown	44,444	29%

Ethnicity

Hispanic	83,598	55%
Non-Hispanic	55,600	36%
Unknown	13,544	9%
AG/Migratory Workers		
Patients	6,525	4%
Encounters	23,999	5%

Language

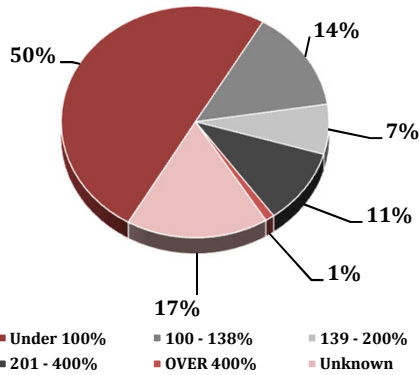
Primary Language Not English 39%

2019 Profile of Community Health Centers Congressional District 50

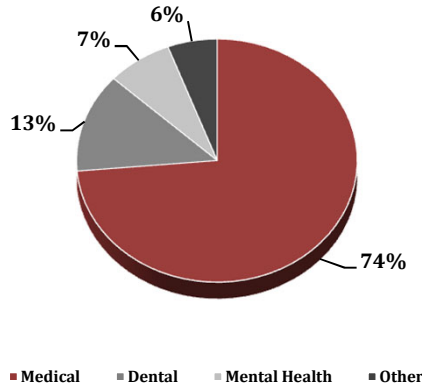
Representative Duncan D Hunter



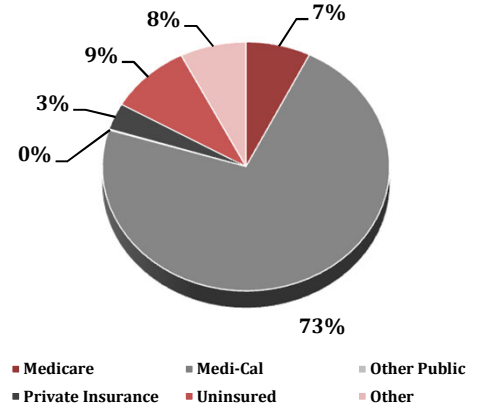
Federal Poverty Level



Services



Payment Source



Services	Provider FTEs	Encounters
Medical*	106.6 61%	384,332 74%
Dental**	23.9 14%	68,829 13%
Mental Health***	27.0 15%	39,158 7%
Other****	18.1 10%	29,792 6%

% of CHCs providing other significant services

Vision Services	4%
Basic Lab Services	70%
Radiology Services	26%
Pharmacy Services	26%
Urgent Care Services	13%
Substance Abuse Services	4%
Women's Health Services	70%

*Physicians; Physician Assistants; Family Nurse Practitioners; Certified Nurse Midwives and Visiting Nurses.
Psychiatrists; Clinical Psychologists; Licensed Clinical Social Workers. **Other providers billable to Medi-Cal and other CPSP providers not listed.

Revenue and Utilization by Payment Source

Program	Patients**	Encounters
Medicare	8,331 5%	38,027 7%
Medi-Cal	97,139 64%	378,289 72%
Other Public	88 0%	668 0%
Private Insurance	7,008 5%	17,895 3%
Uninsured Services	37,676 25%	48,297 9%
Covered California	2,082 1%	6,947 1%
PACE	- 0%	- 0%
Other	418 0%	820 0%
BCCCP**	3,028 2%	3,723 1%
CHDP**	2,107 1%	3,685 1%
Family PACT**	14,026 9%	23,760 5%

Gross Patient Revenue (charged)	\$121,039,560
Net Patient Revenue (collected)	\$83,770,810

Other Operating Revenue	
Federal Funds	\$ 12,338,237
State Funds	\$ 181,749
County/Local Funds	\$ 156,949
Private	\$ 5,277,301
Donations/Contributions	\$ 236,414
Other	\$ 5,249,105

TOTAL OPERATING REVENUE
\$107,210,565

**Patient counts for Episodic programs (BCCCP, CHDP, Family PACT and Other Episodic Programs) are duplicated. Episodic Programs include Breast Cancer Programs such as the Breast Cancer Early Detection Program (BCCCP) and the Breast and Cervical Cancer Control Program (BCCCP); CHDP = Child Health and Disability Prevention Program; Family PACT = Family Planning Access Care and Treatment Program and other payers covered by a grant.

Because of their philosophy and by necessity, CCHCs have been vigilant about controlling the cost of care, and the untoward effects of deferred or neglected care, by promoting a broad range of preventive health services specifically targeted to the particular needs of their communities and patient populations. The Federal Office of Management and Budget has found the Health Center Program to be one of the ten most effective federal programs and the most effective program under the federal Health and Human Services Agency. Despite enormous challenges, CCHCs have persisted in their mission to serve their local communities.

Profile created by Jeanita Harris, Sr. Data Analyst, CPCA. Data is based on 2017 OSHPD AUR.