



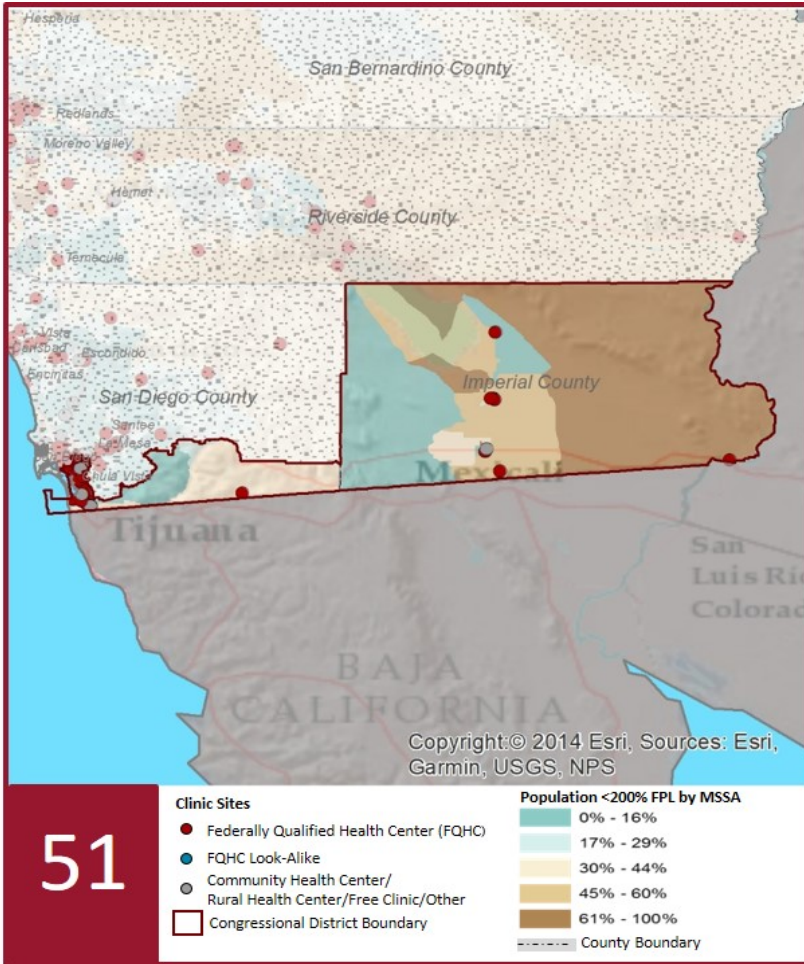
# 2019 Profile of Community Health Centers Congressional District 51

Representative Juan Vargas



## The Clinics

Community Health Centers (CHCs) are nonprofit health care practices located in low income and medically underserved areas. CHCs share a common mission to serve everyone who walks through their doors, regardless of their ability to pay. The term CHC include Federally Qualified Health Centers (FQHC), FQHC Look-Alikes, Migrant Health Centers, Rural and Frontier Health Centers, and Free Clinics. CHCs are an essential segment of the safety net. In many California Counties, they provide a significant proportion of comprehensive primary care services to those who are publicly subsidized or uninsured.



## Clinic Types

Total Number of CHCs	53
Federally Qualified Health Center Sites (FQHC)	44
FQHC Look-Alike Sites	0
Rural Health Center Sites (95-210 RHC)	0

## Demographics

Patients	355,236	
Male	135,553	38%
Female	219,683	62%
19 Years & Under	114,776	32%
Encounters	1,248,247	

## Poverty Level

Under 100%	235,242	66%
100 - 138%	37,025	10%
139 - 200%	19,422	5%
201 - 400%	7,230	2%
Over 400%	1,923	1%
Unknown	54,394	15%

## Age

Less than 1 Year	9,068	3%
1 - 4 Years	24,992	7%
5 - 12 Years	43,399	12%
13 - 14 Years	9,425	3%
15 - 19 Years	27,892	8%
20 - 34 Years	89,804	25%
35 - 44 Years	40,259	11%
45 - 64 Years	82,000	23%
More than 65 Years	28,397	8%

## Race

White (non-hispanic)	188,297	53%
Black	23,928	7%
Native American	1,257	0%
Asian/Pacific Islander	20,100	6%
More than one Race	6,676	2%
Other/ Unknown	114,978	32%

## Ethnicity

Hispanic	255,364	72%
Non-Hispanic	90,606	26%
Unknown	9,266	3%

**AG/Migratory Workers**

Patients	6,284	2%
Encounters	21,185	2%

## Language

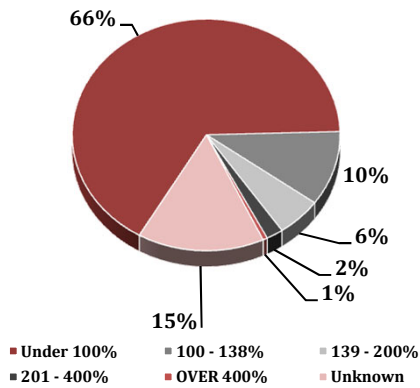
Primary Language Not English 40%

# 2019 Profile of Community Health Centers Congressional District 51

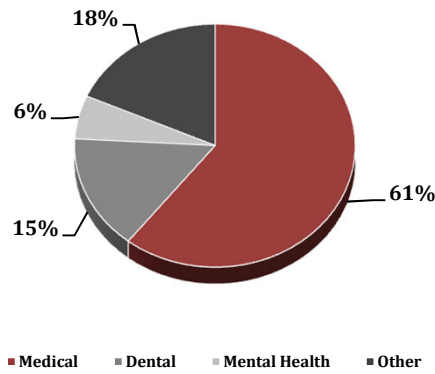
Representative Juan Vargas



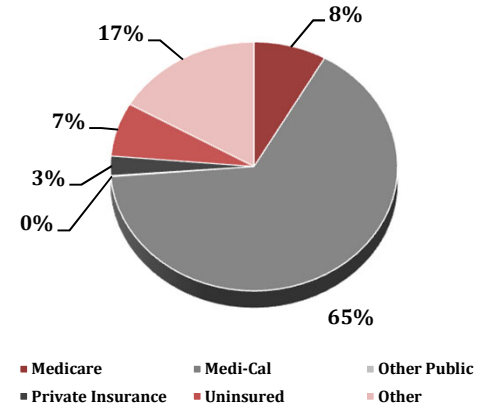
Federal Poverty Level



Services



Payment Source



Services	Provider FTEs	Encounters
Medical*	244.4 54%	756,304 61%
Dental**	67.9 15%	190,893 15%
Mental Health***	57.6 13%	72,215 6%
Other****	83.2 18%	228,835 18%

% of CHCs providing other significant services

Vision Services	25%
Basic Lab Services	81%
Radiology Services	32%
Pharmacy Services	26%
Urgent Care Services	13%
Substance Abuse Services	25%
Women's Health Services	68%

\*Physicians; Physician Assistants; Family Nurse Practitioners; Certified Nurse Midwives and Visiting Nurses.  
 \*\*Psychiatrists; Clinical Psychologists; Licensed Clinical Social Workers. \*\*\*\*Other providers billable to Medi-Cal and other CPSP providers not listed.

## Revenue and Utilization by Payment Source

Program	Patients**	Encounters
Medicare	23,757 7%	100,521 8%
Medi-Cal	232,488 65%	804,283 64%
Other Public	61 0%	1,531 0%
Private Insurance	10,095 3%	30,916 2%
Uninsured Services	77,392 22%	85,675 7%
Covered California	5,814 2%	17,580 1%
PACE	334 0%	- 0%
Other	5,295 1%	123,655 10%
BCCCP**	3,276 1%	6,032 0%
CHDP**	13,976 4%	22,744 2%
Family PACT**	19,083 5%	34,662 3%

Gross Patient Revenue (charged)	\$375,540,545
Net Patient Revenue (collected)	\$249,905,461

Other Operating Revenue	
Federal Funds	\$ 46,973,626
State Funds	\$ 522,301
County/Local Funds	\$ 4,093,511
Private	\$ 4,249,072
Donations/Contributions	\$ 436,433
Other	\$ 11,072,098

**TOTAL OPERATING REVENUE**  
**\$317,252,502**

\*\*Patient counts for Episodic programs (BCCCP, CHDP, Family PACT and Other Episodic Programs) are duplicated. Episodic Programs include Breast Cancer Programs such as the Breast Cancer Early Detection Program (BCCCP) and the Breast and Cervical Cancer Control Program (BCCCP); CHDP = Child Health and Disability Prevention Program; Family PACT = Family Planning Access Care and Treatment Program and other payers covered by a grant.

Because of their philosophy and by necessity, CCHCs have been vigilant about controlling the cost of care, and the untoward effects of deferred or neglected care, by promoting a broad range of preventive health services specifically targeted to the particular needs of their communities and patient populations. The Federal Office of Management and Budget has found the Health Center Program to be one of the ten most effective federal programs and the most effective program under the federal Health and Human Services Agency. Despite enormous challenges, CCHCs have persisted in their mission to serve their local communities.

Profile created by Jeanita Harris, Sr. Data Analyst, CPCA. Data is based on 2017 OSHPD AUR.