



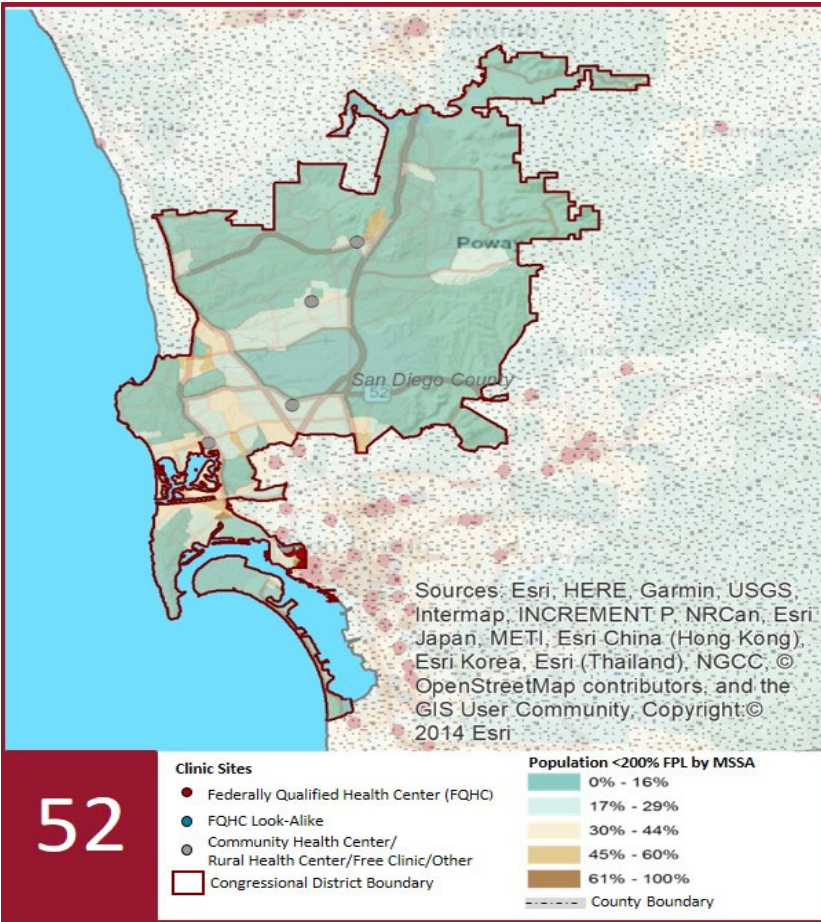
# 2019 Profile of Community Health Centers Congressional District 52

Representative Scott Peters



## The Clinics

Community Health Centers (CHCs) are nonprofit health care practices located in low income and medically underserved areas. CHCs share a common mission to serve everyone who walks through their doors, regardless of their ability to pay. The term CHC include Federally Qualified Health Centers (FQHC), FQHC Look-Alikes, Migrant Health Centers, Rural and Frontier Health Centers, and Free Clinics. CHCs are an essential segment of the safety net. In many California Counties, they provide a significant proportion of comprehensive primary care services to those who are publicly subsidized or uninsured.



## Clinic Types

Total Number of CHCs	10
Federally Qualified Health Center Sites (FQHC)	5
FQHC Look-Alike Sites	0
Rural Health Center Sites (95-210 RHC)	0

## Demographics

Patients	51,501	
Male	15,419	30%
Female	36,082	70%
19 Years & Under	5,863	11%
Encounters	123,245	

## Poverty Level

Under 100%	32,224	63%
100 - 138%	5,424	11%
139 - 200%	4,232	8%
201 - 400%	2,982	6%
Over 400%	1,149	2%
Unknown	5,490	11%

## Age

Less than 1 Year	242	0%
1 - 4 Years	649	1%
5 - 12 Years	1,063	2%
13 - 14 Years	300	1%
15 - 19 Years	3,609	7%
20 - 34 Years	25,309	49%
35 - 44 Years	6,710	13%
45 - 64 Years	10,332	20%
More than 65 Years	3,287	6%

## Race

White (non-hispanic)	29,391	57%
Black	3,559	7%
Native American	246	0%
Asian/Pacific Islander	7,453	14%
More than one Race	1,194	2%
Other/ Unknown	9,658	19%

## Ethnicity

Hispanic	12,186	24%
Non-Hispanic	35,203	68%
Unknown	4,112	8%
<b>AG/Migratory Workers</b>		
Patients	1,439	3%
Encounters	5,146	4%

## Language

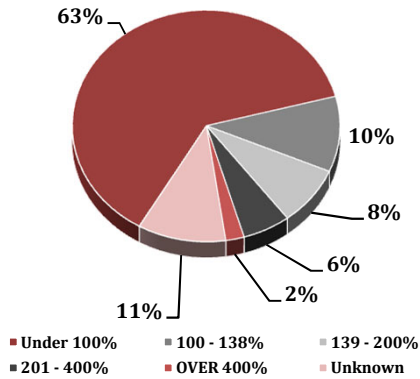
Primary Language Not English	9%
------------------------------	----

# 2019 Profile of Community Health Centers Congressional District 52

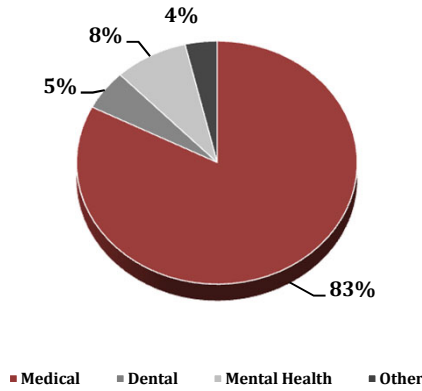
Representative Scott Peters



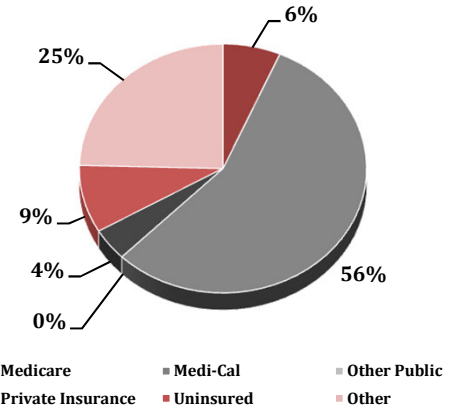
Federal Poverty Level



Services



Payment Source



Services	Provider FTEs	Encounters
Medical*	38.3 62%	101,724 83%
Dental**	3.9 6%	6,548 5%
Mental Health***	12.4 20%	10,429 8%
Other****	7.6 12%	4,544 4%

% of CHCs providing other significant services

Vision Services	10%
Basic Lab Services	80%
Radiology Services	30%
Pharmacy Services	30%
Urgent Care Services	10%
Substance Abuse Services	30%
Women's Health Services	80%

\*Physicians; Physician Assistants; Family Nurse Practitioners; Certified Nurse Midwives and Visiting Nurses.  
\*\*Psychiatrists; Clinical Psychologists; Licensed Clinical Social Workers. \*\*\*\*Other providers billable to Medi-Cal and other CPSP providers not listed.

## Revenue and Utilization by Payment Source

Program	Patients**	Encounters
Medicare	2,581 5%	7,996 6%
Medi-Cal	22,402 43%	68,925 56%
Other Public	2 0%	10 0%
Private Insurance	3,667 7%	5,175 4%
Uninsured Services	21,427 42%	10,828 9%
Covered California	1,299 3%	2,694 2%
PACE	- 0%	- 0%
Other	123 0%	1,427 1%
BCCCP**	259 1%	328 0%
CHDP**	8 0%	8 0%
Family PACT**	15,251 30%	25,854 21%

Gross Patient Revenue (charged)	\$32,238,474
Net Patient Revenue (collected)	\$20,518,687

Other Operating Revenue	
Federal Funds	\$ 6,337,893
State Funds	\$ -
County/Local Funds	\$ 15,114
Private	\$ 1,433,807
Donations/Contributions	\$ 837,447
Other	\$ 950,922

**TOTAL OPERATING REVENUE**  
\$30,093,870

\*\*Patient counts for Episodic programs (BCCCP, CHDP, Family PACT and Other Episodic Programs) are duplicated. Episodic Programs include Breast Cancer Programs such as the Breast Cancer Early Detection Program (BCCCP) and the Breast and Cervical Cancer Control Program (BCCCP); CHDP = Child Health and Disability Prevention Program; Family PACT = Family Planning Access Care and Treatment Program and other payers covered by a grant.

Because of their philosophy and by necessity, CCHCs have been vigilant about controlling the cost of care, and the untoward effects of deferred or neglected care, by promoting a broad range of preventive health services specifically targeted to the particular needs of their communities and patient populations. The Federal Office of Management and Budget has found the Health Center Program to be one of the ten most effective federal programs and the most effective program under the federal Health and Human Services Agency. Despite enormous challenges, CCHCs have persisted in their mission to serve their local communities.

Profile created by Jeanita Harris, Sr. Data Analyst, CPCA. Data is based on 2017 OSHPD AUR.