



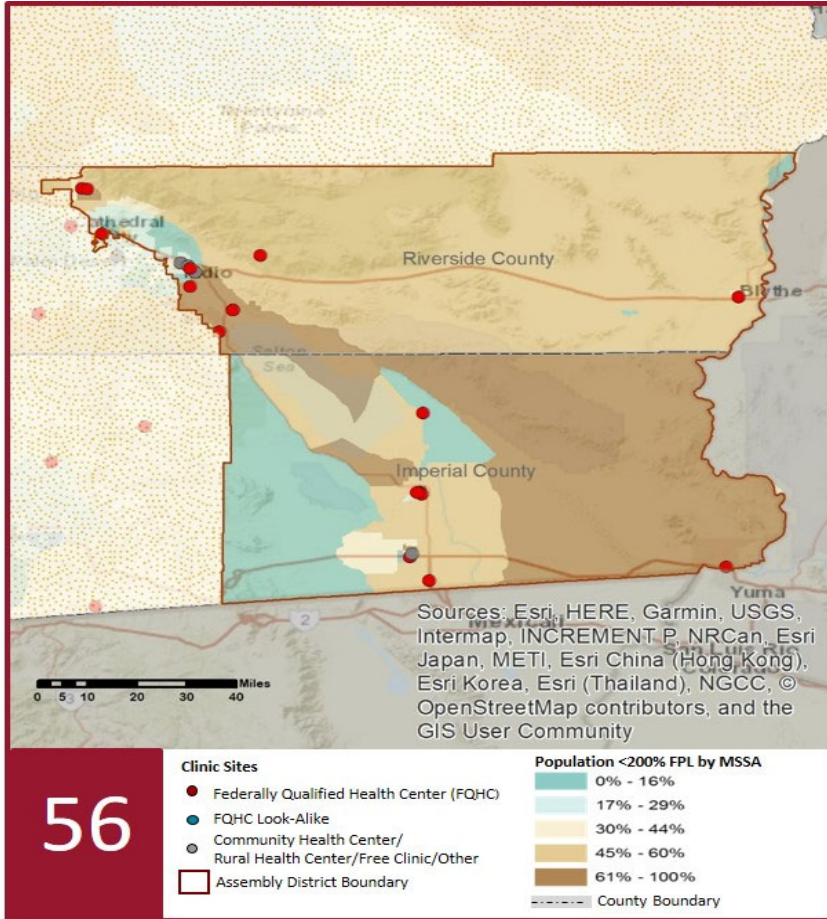
# 2019 Profile of Community Health Centers Assembly District 56

Assemblymember Eduardo Garcia



## The Clinics

Community Health Centers (CHCs) are nonprofit health care practices located in low income and medically underserved areas. CHCs share a common mission to serve everyone who walks through their doors, regardless of their ability to pay. The term CHC include Federally Qualified Health Centers (FQHC), FQHC Look-Alikes, Migrant Health Centers, Rural and Frontier Health Centers, and Free Clinics. CHCs are an essential segment of the safety net. In many California Counties, they provide a significant proportion of comprehensive primary care services to those who are publicly subsidized or uninsured.



56

### Clinic Types

Total Number of CHCs	21
Federally Qualified Health Center Sites (FQHC)	17
FQHC Look-Alike Sites	0
Rural Health Center Sites (95-210 RHC)	3

### Demographics

Patients	169,236	
Male	67,770	40%
Female	101,466	60%
19 Years & Under	62,229	37%
Encounters	564,994	

### Poverty Level

Under 100%	72,587	43%
100 - 138%	15,941	9%
139 - 200%	8,205	5%
201 - 400%	4,823	3%
Over 400%	2,086	1%
Unknown	65,594	39%

### Age

Less than 1 Year	3,383	2%
1 - 4 Years	11,715	7%
5 - 12 Years	26,980	16%
13 - 14 Years	5,712	3%
15 - 19 Years	14,439	9%
20 - 34 Years	38,298	23%
35 - 44 Years	19,175	11%
45 - 64 Years	37,710	22%
More than 65 Years	11,824	7%

### Race

White (non-hispanic)	104,889	62%
Black	5,371	3%
Native American	2,011	1%
Asian/Pacific Islander	3,182	2%
More than one Race	1,048	1%
Other/ Unknown	52,735	31%

### Ethnicity

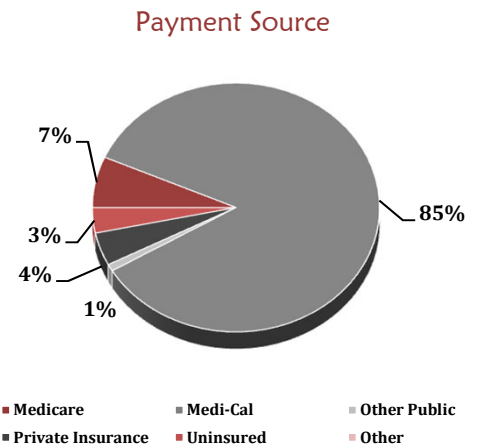
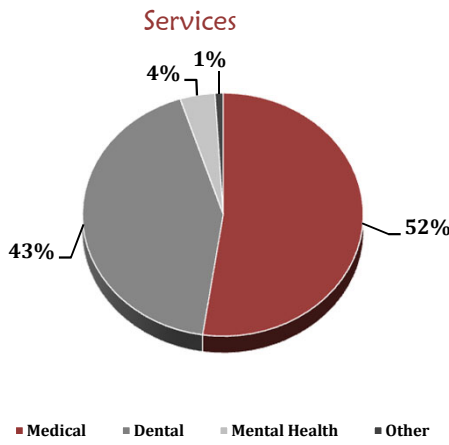
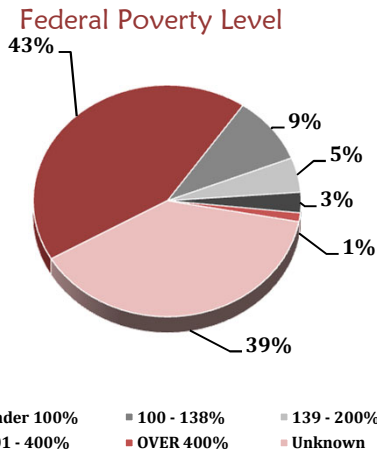
Hispanic	126,490	75%
Non-Hispanic	18,620	11%
Unknown	24,126	14%
<b>AG/Migratory Workers</b>		
Patients	9,876	6%
Encounters	37,180	7%

### Language

Primary Language Not English	38%
------------------------------	-----

# 2019 Profile of Community Health Centers Assembly District 56

Assemblymember Eduardo Garcia



Services	Provider FTEs	Encounters
Medical*	79.9 69%	295,795 52%
Dental**	17.7 15%	241,259 43%
Mental Health***	14.2 12%	22,727 4%
Other****	3.9 3%	5,329 1%

### % of CHCs providing other significant services

Vision Services	0%
Basic Lab Services	71%
Radiology Services	48%
Pharmacy Services	24%
Urgent Care Services	14%
Substance Abuse Services	10%
Women's Health Services	33%

\*Physicians; Physician Assistants; Family Nurse Practitioners; Certified Nurse Midwives and Visiting Nurses.  
 \*\*\*Psychiatrists; Clinical Psychologists; Licensed Clinical Social Workers. \*\*\*\*Other providers billable to Medi-Cal and other CPSP providers not listed.

### Revenue and Utilization by Payment Source

Program	Patients**	Encounters
Medicare	8,694 5%	36,064 6%
Medi-Cal	133,330 79%	463,313 82%
Other Public	1,110 1%	4,930 1%
Private Insurance	7,124 4%	23,421 4%
Uninsured Services	17,279 10%	17,998 3%
Covered California	1,373 1%	4,038 1%
PACE	- 0%	- 0%
Other	326 0%	497 0%
BCCCP**	1,850 1%	2,530 0%
CHDP**	1,110 1%	2,352 0%
Family PACT**	5,134 3%	9,851 2%

Gross Patient Revenue (charged)  
**\$154,802,960**  
 Net Patient Revenue (collected)  
**\$109,968,703**

### Other Operating Revenue

Federal Funds	\$ 12,912,331
State Funds	\$ 178,802
County/Local Funds	\$ 283,618
Private	\$ 1,740,037
Donations/Contributions	\$ 90,744
Other	\$ 342,221

**TOTAL OPERATING REVENUE**  
**\$15,547,753**

\*\*Patient counts for Episodic programs (BCCCP, CHDP, Family PACT and Other Episodic Programs) are duplicated. Episodic Programs include Breast Cancer Programs such as the Breast Cancer Early Detection Program (BCCCP) and the Breast and Cervical Cancer Control Program (BCCCP); CHDP = Child Health and Disability Prevention Program; Family PACT = Family Planning Access Care and Treatment Program and other payers covered by a grant.

Because of their philosophy and by necessity, CCHCs have been vigilant about controlling the cost of care, and the untoward effects of deferred or neglected care, by promoting a broad range of preventive health services specifically targeted to the particular needs of their communities and patient populations. The Federal Office of Management and Budget has found the Health Center Program to be one of the ten most effective federal programs and the most effective program under the federal Health and Human Services Agency. Despite enormous challenges, CCHCs have persisted in their mission to serve their local communities.

Profile created by Jeanita Harris, Sr. Data Analyst, CPCA. Data is based on 2017 OSHPD AUR.