



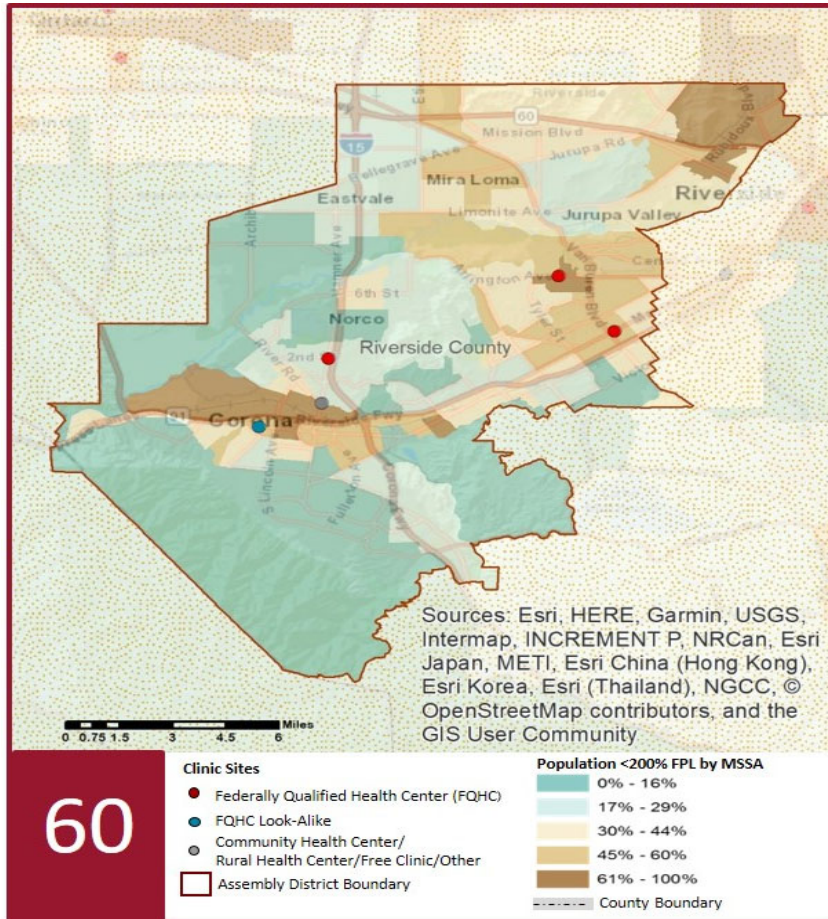
# 2019 Profile of Community Health Centers Assembly District 60



Assemblymember Sabrina Cervantes

## The Clinics

Community Health Centers (CHCs) are nonprofit health care practices located in low income and medically underserved areas. CHCs share a common mission to serve everyone who walks through their doors, regardless of their ability to pay. The term CHC include Federally Qualified Health Centers (FQHC), FQHC Look-Alikes, Migrant Health Centers, Rural and Frontier Health Centers, and Free Clinics. CHCs are an essential segment of the safety net. In many California Counties, they provide a significant proportion of comprehensive primary care services to those who are publicly subsidized or uninsured.



## Clinic Types

Total Number of CHCs	5
Federally Qualified Health Center Sites (FQHC)	3
FQHC Look-Alike Sites	1
Rural Health Center Sites (95-210 RHC)	0

## Demographics

Patients	22,451	
Male	8,922	40%
Female	13,529	60%
19 Years & Under	6,701	30%
Encounters	97,391	

## Poverty Level

Under 100%	14,286	64%
100 - 138%	5,376	24%
139 - 200%	869	4%
201 - 400%	401	2%
Over 400%	98	0%
Unknown	1,421	6%

## Age

Less than 1 Year	393	2%
1 - 4 Years	1,191	5%
5 - 12 Years	2,620	12%
13 - 14 Years	749	3%
15 - 19 Years	1,748	8%
20 - 34 Years	5,295	24%
35 - 44 Years	3,329	15%
45 - 64 Years	5,872	26%
More than 65 Years	1,254	6%

## Race

White (non-hispanic)	14,273	64%
Black	857	4%
Native American	231	1%
Asian/Pacific Islander	1,184	5%
More than one Race	398	2%
Other/ Unknown	5,508	25%

## Ethnicity

Hispanic	15,304	68%
Non-Hispanic	5,695	25%
Unknown	1,452	6%
<b>AG/Migratory Workers</b>		
Patients	272	1%
Encounters	1,137	1%

## Language

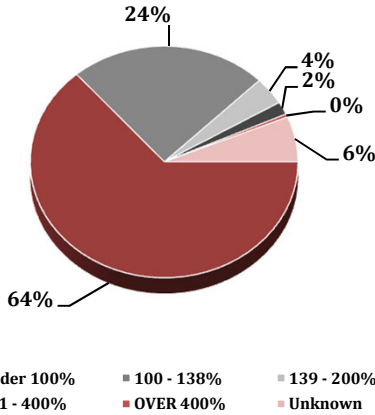
Primary Language Not English 45%

# 2019 Profile of Community Health Centers Assembly District 60

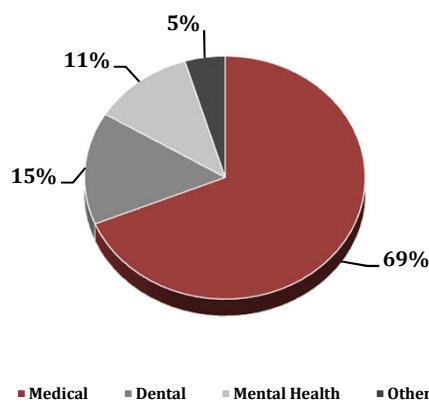
Assemblymember Sabrina Cervantes



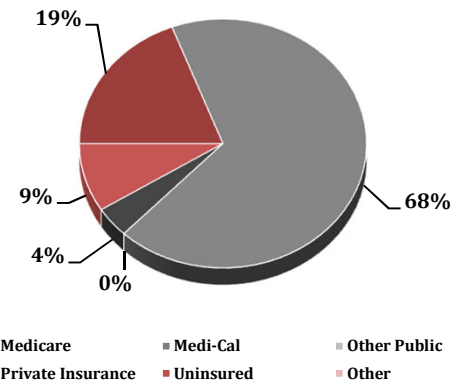
Federal Poverty Level



Services



Payment Source



Services	Provider FTEs	Encounters
Medical*	21.2 64%	66,983 69%
Dental**	5.6 17%	14,582 15%
Mental Health***	3.6 11%	11,339 12%
Other****	2.5 8%	4,520 5%

% of CHCs providing other significant services

Vision Services	20%
Basic Lab Services	40%
Radiology Services	0%
Pharmacy Services	0%
Urgent Care Services	0%
Substance Abuse Services	20%
Women's Health Services	60%

\*Physicians; Physician Assistants; Family Nurse Practitioners; Certified Nurse Midwives and Visiting Nurses.  
 \*\*Psychiatrists; Clinical Psychologists; Licensed Clinical Social Workers. \*\*\*\*Other providers billable to Medi-Cal and other CPSP providers not listed.

## Revenue and Utilization by Payment Source

Program	Patients**	Encounters
Medicare	2,015 9%	17,413 18%
Medi-Cal	16,030 71%	61,516 63%
Other Public	2 0%	2 0%
Private Insurance	1,022 5%	3,592 4%
Uninsured Services	3,177 14%	8,092 8%
Covered California	18 0%	78 0%
PACE	- 0%	- 0%
Other	187 1%	152 0%
BCCCP**	572 3%	786 1%
CHDP**	1,929 9%	3,115 3%
Family PACT**	2,518 11%	2,645 3%

Gross Patient Revenue (charged)	\$25,016,963
Net Patient Revenue (collected)	\$13,167,484

Other Operating Revenue	
Federal Funds	\$ 1,073,945
State Funds	\$ 25,047
County/Local Funds	\$ -
Private	\$ 707,878
Donations/Contributions	\$ 361,738
Other	\$ 1,017,345

**TOTAL OPERATING REVENUE**  
**\$3,185,953**

\*\*Patient counts for Episodic programs (BCCCP, CHDP, Family PACT and Other Episodic Programs) are duplicated. Episodic Programs include Breast Cancer Programs such as the Breast Cancer Early Detection Program (BCCCP) and the Breast and Cervical Cancer Control Program (BCCCP); CHDP = Child Health and Disability Prevention Program; Family PACT = Family Planning Access Care and Treatment Program and other payers covered by a grant.

Because of their philosophy and by necessity, CCHCs have been vigilant about controlling the cost of care, and the untoward effects of deferred or neglected care, by promoting a broad range of preventive health services specifically targeted to the particular needs of their communities and patient populations. The Federal Office of Management and Budget has found the Health Center Program to be one of the ten most effective federal programs and the most effective program under the federal Health and Human Services Agency. Despite enormous challenges, CCHCs have persisted in their mission to serve their local communities.

Profile created by Jeanita Harris, Sr. Data Analyst, CPCA. Data is based on 2017 OSHPD AUR.