



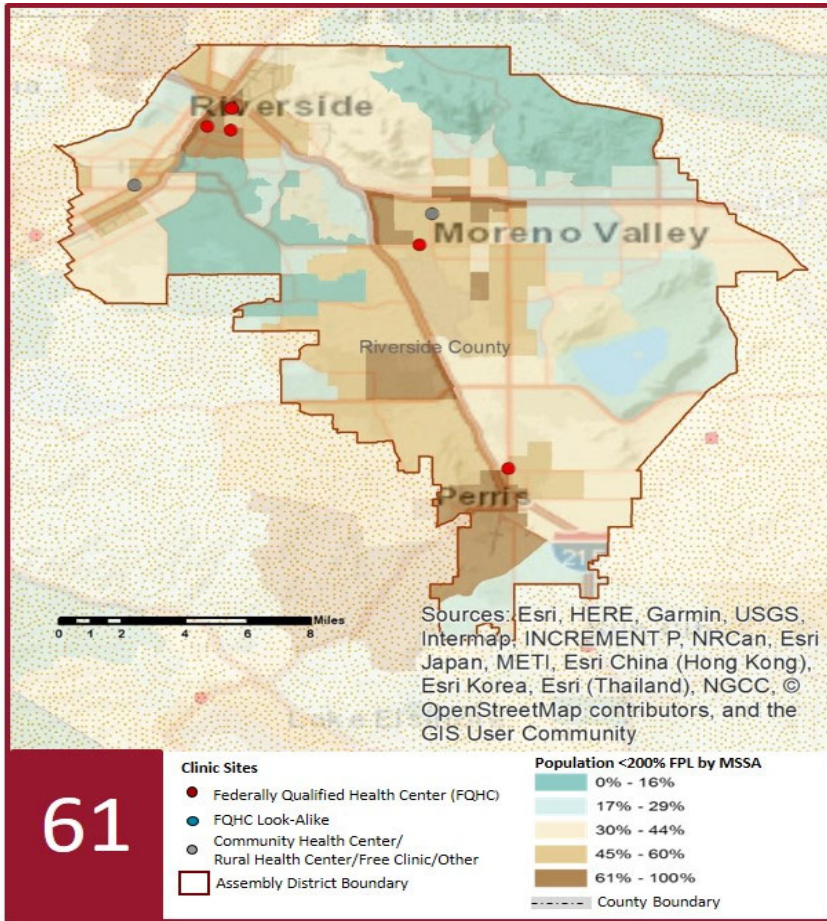
# 2019 Profile of Community Health Centers Assembly District 61

Assemblymember Jose Medina



## The Clinics

Community Health Centers (CHCs) are nonprofit health care practices located in low income and medically underserved areas. CHCs share a common mission to serve everyone who walks through their doors, regardless of their ability to pay. The term CHC include Federally Qualified Health Centers (FQHC), FQHC Look-Alikes, Migrant Health Centers, Rural and Frontier Health Centers, and Free Clinics. CHCs are an essential segment of the safety net. In many California Counties, they provide a significant proportion of comprehensive primary care services to those who are publicly subsidized or uninsured.



## Clinic Types

Total Number of CHCs	9
Federally Qualified Health Center Sites (FQHC)	7
FQHC Look-Alike Sites	0
Rural Health Center Sites (95-210 RHC)	0

## Demographics

Patients	60,240	
Male	18,097	30%
Female	42,143	70%
19 Years & Under	13,538	22%
Encounters	153,405	

## Poverty Level

Under 100%	28,950	48%
100 - 138%	16,548	27%
139 - 200%	3,292	5%
201 - 400%	1,935	3%
Over 400%	618	1%
Unknown	8,897	15%

## Age

Less than 1 Year	484	1%
1 - 4 Years	1,841	3%
5 - 12 Years	5,282	9%
13 - 14 Years	891	1%
15 - 19 Years	5,040	8%
20 - 34 Years	28,844	48%
35 - 44 Years	7,640	13%
45 - 64 Years	8,786	15%
More than 65 Years	1,432	2%

## Race

White (non-hispanic)	34,171	57%
Black	6,715	11%
Native American	383	1%
Asian/Pacific Islander	1,814	3%
More than one Race	674	1%
Other/ Unknown	16,483	27%

## Ethnicity

Hispanic	31,949	53%
Non-Hispanic	19,823	33%
Unknown	8,468	14%
<b>AG/Migratory Workers</b>		
Patients	116	0%
Encounters	327	0%

## Language

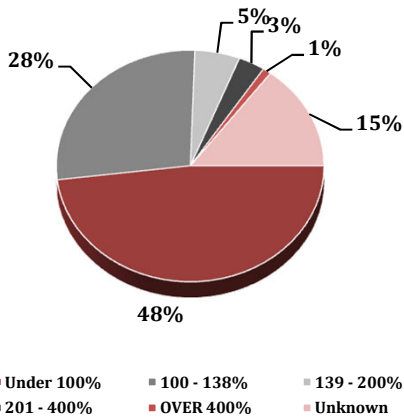
Primary Language Not English	14%
------------------------------	-----

# 2019 Profile of Community Health Centers Assembly District 61

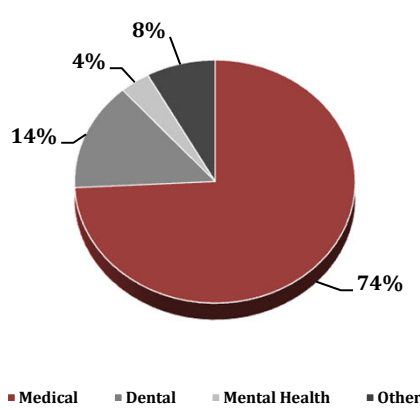
Assemblymember Jose Medina



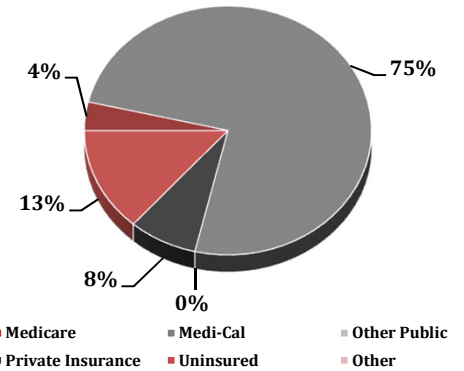
Federal Poverty Level



Services



Payment Source



% of CHCs providing other significant services

Vision Services	11%
Basic Lab Services	78%
Radiology Services	22%
Pharmacy Services	33%
Urgent Care Services	33%
Substance Abuse Services	33%
Women's Health Services	44%

Services	Provider FTEs	Encounters
Medical*	35.7 72%	113,847 74%
Dental**	5.5 11%	22,040 14%
Mental Health***	7.1 14%	5,335 3%
Other****	1.2 2%	12,232 8%

\*Physicians; Physician Assistants; Family Nurse Practitioners; Certified Nurse Midwives and Visiting Nurses.  
\*\*Psychiatrists; Clinical Psychologists; Licensed Clinical Social Workers. \*\*\*\*Other providers billable to Medi-Cal and other CPSP providers not listed.

## Revenue and Utilization by Payment Source

Program	Patients**	Encounters
Medicare	1,031 2%	4,855 3%
Medi-Cal	36,669 61%	98,740 64%
Other Public	- 0%	- 0%
Private Insurance	4,836 8%	10,180 7%
Uninsured Services	17,318 29%	17,846 12%
Covered California	222 0%	886 1%
PACE	- 0%	- 0%
Other	164 0%	47 0%
BCCCP**	355 1%	461 0%
CHDP**	- 0%	- 0%
Family PACT**	12,194 20%	20,390 13%

Gross Patient Revenue (charged)	\$34,344,376
Net Patient Revenue (collected)	\$20,532,012

Other Operating Revenue	
Federal Funds	\$ 7,159,624
State Funds	\$ 65,600
County/Local Funds	\$ 225,648
Private	\$ 340,287
Donations/Contributions	\$ 193,923
Other	\$ 375,241

**TOTAL OPERATING REVENUE**  
**\$8,360,323**

\*\*Patient counts for Episodic programs (BCCCP, CHDP, Family PACT and Other Episodic Programs) are duplicated. Episodic Programs include Breast Cancer Programs such as the Breast Cancer Early Detection Program (BCCCP) and the Breast and Cervical Cancer Control Program (BCCCP); CHDP = Child Health and Disability Prevention Program; Family PACT = Family Planning Access Care and Treatment Program and other payers covered by a grant.

Because of their philosophy and by necessity, CCHCs have been vigilant about controlling the cost of care, and the untoward effects of deferred or neglected care, by promoting a broad range of preventive health services specifically targeted to the particular needs of their communities and patient populations. The Federal Office of Management and Budget has found the Health Center Program to be one of the ten most effective federal programs and the most effective program under the federal Health and Human Services Agency. Despite enormous challenges, CCHCs have persisted in their mission to serve their local communities.

Profile created by Jeanita Harris, Sr. Data Analyst, CPCA. Data is based on 2017 OSHPD AUR.