



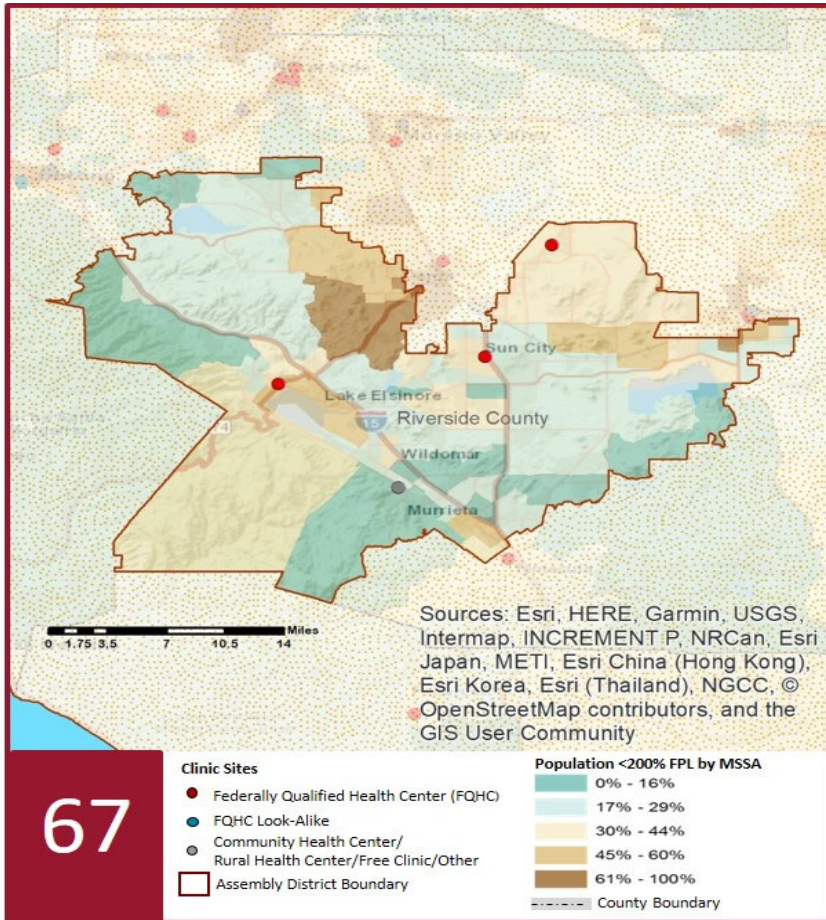
2019 Profile of Community Health Centers Assembly District 67

Assemblymember Melissa A. Melendez



The Clinics

Community Health Centers (CHCs) are nonprofit health care practices located in low income and medically underserved areas. CHCs share a common mission to serve everyone who walks through their doors, regardless of their ability to pay. The term CHC include Federally Qualified Health Centers (FQHC), FQHC Look-Alikes, Migrant Health Centers, Rural and Frontier Health Centers, and Free Clinics. CHCs are an essential segment of the safety net. In many California Counties, they provide a significant proportion of comprehensive primary care services to those who are publicly subsidized or uninsured.



Clinic Types

Total Number of CHCs	4
Federally Qualified Health Center Sites (FQHC)	3
FQHC Look-Alike Sites	0
Rural Health Center Sites (95-210 RHC)	1

Demographics

Patients	8,502	
Male	3,071	36%
Female	5,431	64%
19 Years & Under	3,862	45%
Encounters	23,693	

Poverty Level

Under 100%	4,191	49%
100 - 138%	807	9%
139 - 200%	565	7%
201 - 400%	546	6%
Over 400%	47	1%
Unknown	2,346	28%

Age

Less than 1 Year	137	2%
1 - 4 Years	1,010	12%
5 - 12 Years	1,860	22%
13 - 14 Years	263	3%
15 - 19 Years	592	7%
20 - 34 Years	1,798	21%
35 - 44 Years	987	12%
45 - 64 Years	1,599	19%
More than 65 Years	256	3%

Race

White (non-hispanic)	5,564	65%
Black	354	4%
Native American	59	1%
Asian/Pacific Islander	220	3%
More than one Race	365	4%
Other/ Unknown	1,940	23%

Ethnicity

Hispanic	4,825	57%
Non-Hispanic	2,528	30%
Unknown	1,149	14%
AG/Migratory Workers		
Patients	116	1%
Encounters	382	2%

Language

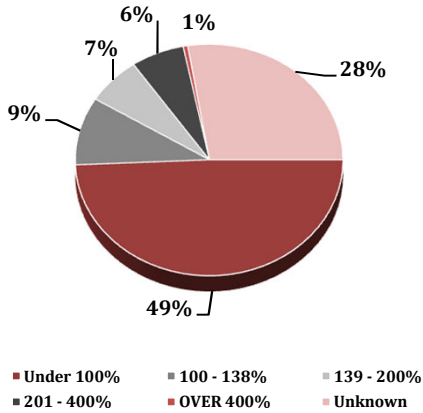
Primary Language Not English	12%
------------------------------	-----

2019 Profile of Community Health Centers Assembly District 67

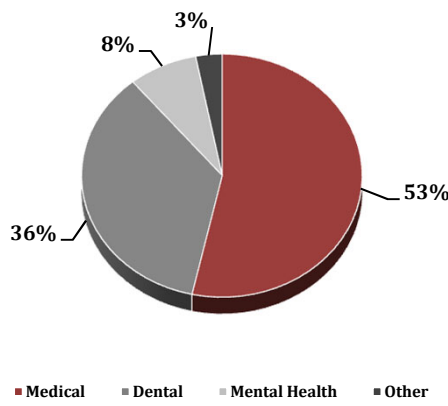
Assemblymember Melissa A. Melendez



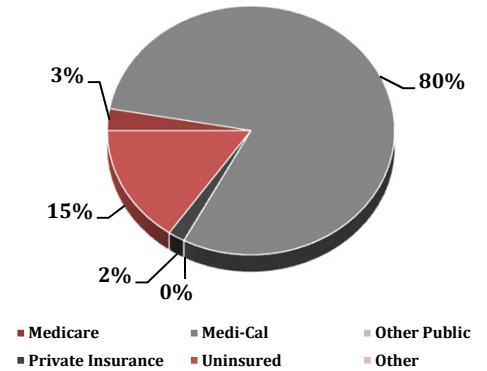
Federal Poverty Level



Services



Payment Source



Services	Provider FTEs	Encounters
Medical*	5.3 48%	12,669 53%
Dental**	3.3 30%	8,432 36%
Mental Health***	1.1 10%	1,882 8%
Other****	1.3 12%	721 3%

% of CHCs providing other significant services

Vision Services	0%
Basic Lab Services	25%
Radiology Services	0%
Pharmacy Services	0%
Urgent Care Services	0%
Substance Abuse Services	0%
Women's Health Services	75%

*Physicians; Physician Assistants; Family Nurse Practitioners; Certified Nurse Midwives and Visiting Nurses.
Psychiatrists; Clinical Psychologists; Licensed Clinical Social Workers. **Other providers billable to Medi-Cal and other CPSP providers not listed.

Revenue and Utilization by Payment Source

Program	Patients**	Encounters
Medicare	201 2%	639 3%
Medi-Cal	5,572 66%	18,178 77%
Other Public	2 0%	5 0%
Private Insurance	218 3%	430 2%
Uninsured Services	2,366 28%	3,498 15%
Covered California	143 2%	373 2%
PACE	- 0%	- 0%
Other	- 0%	- 0%
BCCCP**	103 1%	173 1%
CHDP**	128 2%	161 1%
Family PACT**	153 2%	236 1%

Gross Patient Revenue (charged)

\$4,077,097

Net Patient Revenue (collected)

\$3,988,046

Other Operating Revenue

Federal Funds	\$ 1,040,481
State Funds	\$ 16,360
County/Local Funds	\$ 17,298
Private	\$ 37,152
Donations/Contributions	\$ 113,822
Other	\$ 3,337

TOTAL OPERATING REVENUE

\$1,228,450

**Patient counts for Episodic programs (BCCCP, CHDP, Family PACT and Other Episodic Programs) are duplicated. Episodic Programs include Breast Cancer Programs such as the Breast Cancer Early Detection Program (BCCCP) and the Breast and Cervical Cancer Control Program (BCCCP); CHDP = Child Health and Disability Prevention Program; Family PACT = Family Planning Access Care and Treatment Program and other payers covered by a grant.

Because of their philosophy and by necessity, CCHCs have been vigilant about controlling the cost of care, and the untoward effects of deferred or neglected care, by promoting a broad range of preventive health services specifically targeted to the particular needs of their communities and patient populations. The Federal Office of Management and Budget has found the Health Center Program to be one of the ten most effective federal programs and the most effective program under the federal Health and Human Services Agency. Despite enormous challenges, CCHCs have persisted in their mission to serve their local communities.

Profile created by Jeanita Harris, Sr. Data Analyst, CPCA. Data is based on 2017 OSHPD AUR.