



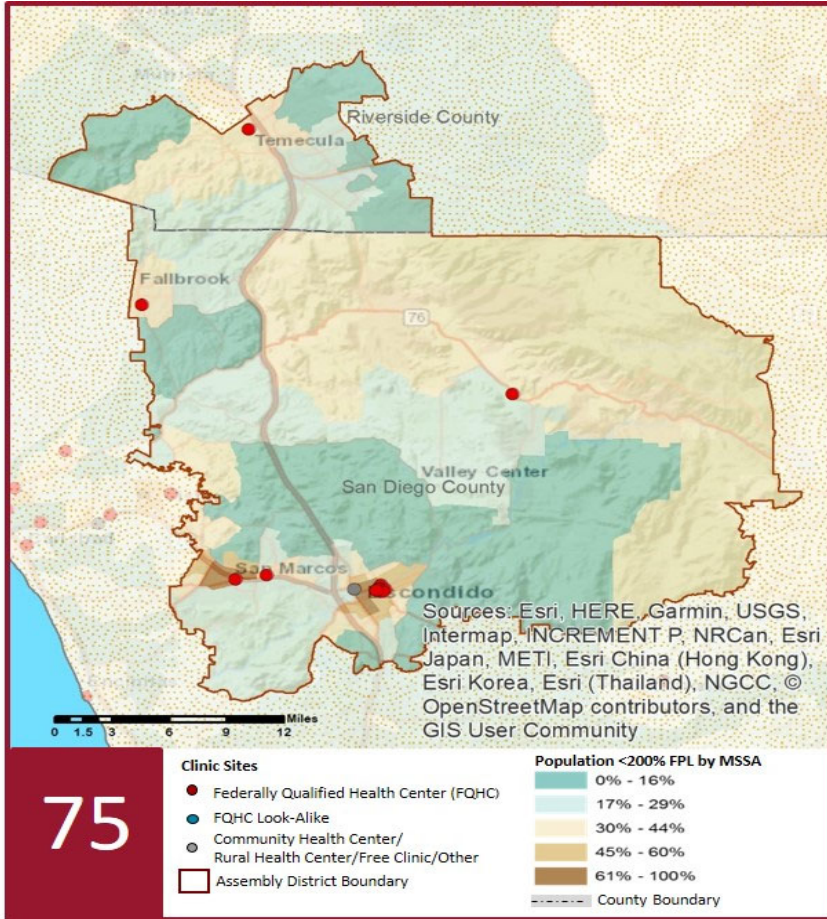
# 2019 Profile of Community Health Centers Assembly District 75

Assemblymember Marie Waldron



## The Clinics

Community Health Centers (CHCs) are nonprofit health care practices located in low income and medically underserved areas. CHCs share a common mission to serve everyone who walks through their doors, regardless of their ability to pay. The term CHC include Federally Qualified Health Centers (FQHC), FQHC Look-Alikes, Migrant Health Centers, Rural and Frontier Health Centers, and Free Clinics. CHCs are an essential segment of the safety net. In many California Counties, they provide a significant proportion of comprehensive primary care services to those who are publicly subsidized or uninsured.



### Clinic Types

Total Number of CHCs	13
Federally Qualified Health Center Sites (FQHC)	12
FQHC Look-Alike Sites	0
Rural Health Center Sites (95-210 RHC)	0

### Demographics

Patients	115,773	
Male	42,645	37%
Female	73,128	63%
19 Years & Under	39,635	34%
Encounters	408,297	

### Poverty Level

Under 100%	51,915	45%
100 - 138%	17,340	15%
139 - 200%	8,103	7%
201 - 400%	14,497	13%
Over 400%	1,133	1%
Unknown	22,785	20%

### Age

Less than 1 Year	3,317	3%
1 - 4 Years	8,147	7%
5 - 12 Years	15,222	13%
13 - 14 Years	3,445	3%
15 - 19 Years	9,504	8%
20 - 34 Years	30,891	27%
35 - 44 Years	14,651	13%
45 - 64 Years	24,711	21%
More than 65 Years	5,885	5%

### Race

White (non-hispanic)	65,378	56%
Black	2,371	2%
Native American	566	0%
Asian/Pacific Islander	4,622	4%
More than one Race	3,475	3%
Other/ Unknown	39,361	34%

### Ethnicity

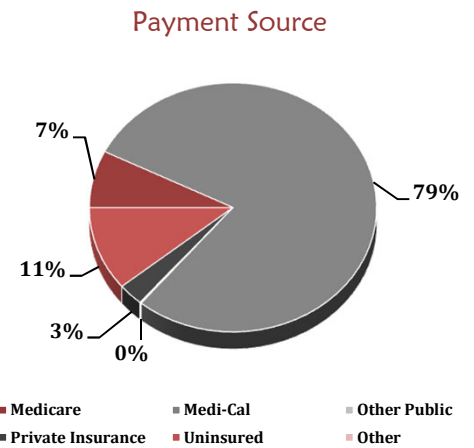
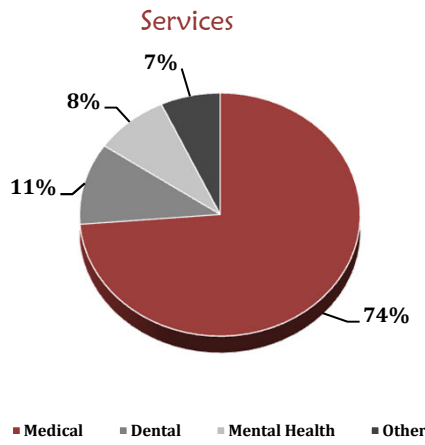
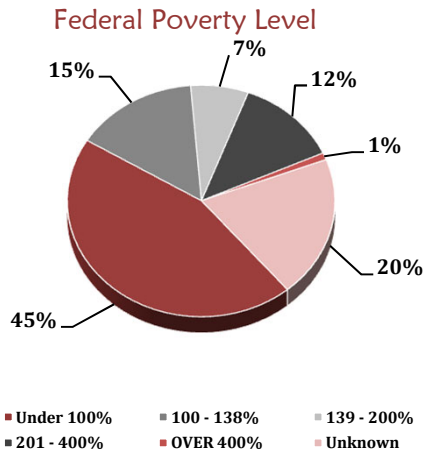
Hispanic	73,020	63%
Non-Hispanic	31,737	27%
Unknown	11,016	10%
<b>AG/Migratory Workers</b>		
Patients	6,222	5%
Encounters	23,069	6%

### Language

Primary Language Not English	43%
------------------------------	-----

# 2019 Profile of Community Health Centers Assembly District 75

Assemblymember Marie Waldron



Services	Provider FTEs	Encounters
Medical*	83.4 60%	301,047 74%
Dental**	14.3 10%	44,320 11%
Mental Health***	23.9 17%	34,964 9%
Other****	17.0 12%	28,105 7%

### % of CHCs providing other significant services

Vision Services	8%
Basic Lab Services	85%
Radiology Services	15%
Pharmacy Services	31%
Urgent Care Services	15%
Substance Abuse Services	8%
Women's Health Services	85%

\*Physicians; Physician Assistants; Family Nurse Practitioners; Certified Nurse Midwives and Visiting Nurses.  
\*\*Psychiatrists; Clinical Psychologists; Licensed Clinical Social Workers. \*\*\*\*Other providers billable to Medi-Cal and other CPSP providers not listed.

### Revenue and Utilization by Payment Source

Program	Patients**	Encounters
Medicare	5,917 5%	28,166 7%
Medi-Cal	74,396 64%	299,172 73%
Other Public	85 0%	613 0%
Private Insurance	4,429 4%	10,888 3%
Uninsured Services	29,004 25%	41,629 10%
Covered California	1,741 2%	5,816 1%
PACE	- 0%	- 0%
Other	201 0%	403 0%
BCCCP**	2,805 2%	3,468 1%
CHDP**	1,840 2%	2,718 1%
Family PACT**	9,001 8%	15,424 4%

Gross Patient Revenue (charged)	\$91,573,475
Net Patient Revenue (collected)	\$66,078,758

### Other Operating Revenue

Federal Funds	\$ 9,822,769
State Funds	\$ 152,888
County/Local Funds	\$ 135,907
Private	\$ 4,775,704
Donations/Contributions	\$ 194,033
Other	\$ 4,617,086

**TOTAL OPERATING REVENUE**  
\$19,698,387

\*\*Patient counts for Episodic programs (BCCCP, CHDP, Family PACT and Other Episodic Programs) are duplicated. Episodic Programs include Breast Cancer Programs such as the Breast Cancer Early Detection Program (BCCCP) and the Breast and Cervical Cancer Control Program (BCCCP); CHDP = Child Health and Disability Prevention Program; Family PACT = Family Planning Access Care and Treatment Program and other payers covered by a grant.

Because of their philosophy and by necessity, CCHCs have been vigilant about controlling the cost of care, and the untoward effects of deferred or neglected care, by promoting a broad range of preventive health services specifically targeted to the particular needs of their communities and patient populations. The Federal Office of Management and Budget has found the Health Center Program to be one of the ten most effective federal programs and the most effective program under the federal Health and Human Services Agency. Despite enormous challenges, CCHCs have persisted in their mission to serve their local communities.

Profile created by Jeanita Harris, Sr. Data Analyst, CPCA. Data is based on 2017 OSHPD AUR.