



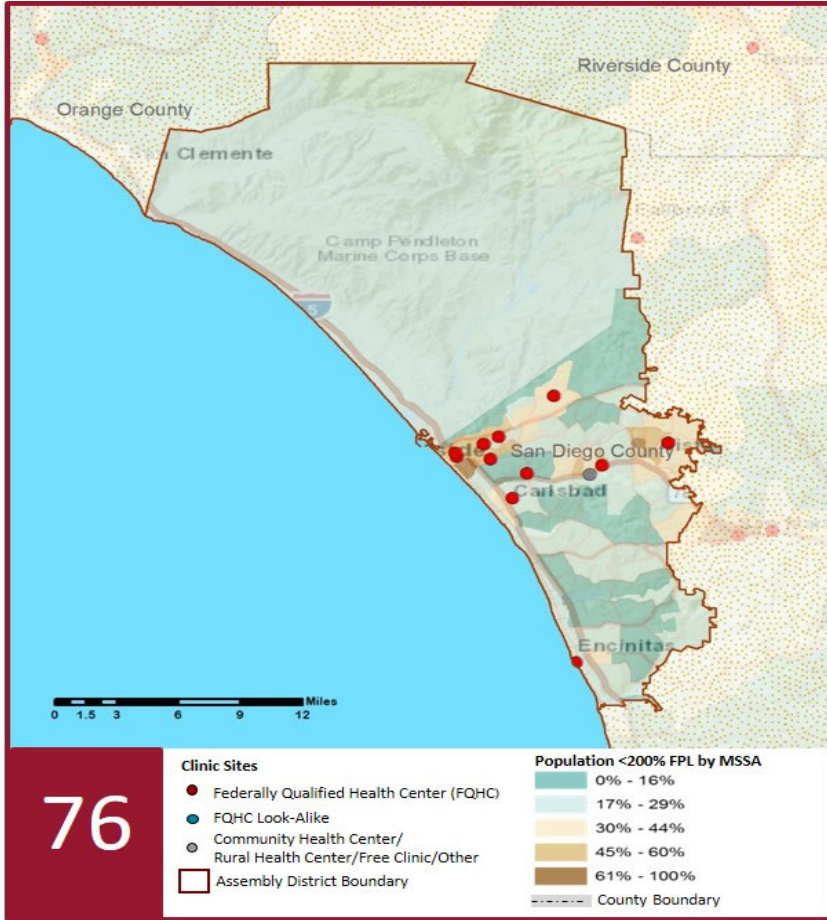
2019 Profile of Community Health Centers Assembly District 76

Assemblymember Tasha Boerner Horvath



The Clinics

Community Health Centers (CHCs) are nonprofit health care practices located in low income and medically underserved areas. CHCs share a common mission to serve everyone who walks through their doors, regardless of their ability to pay. The term CHC include Federally Qualified Health Centers (FQHC), FQHC Look-Alikes, Migrant Health Centers, Rural and Frontier Health Centers, and Free Clinics. CHCs are an essential segment of the safety net. In many California Counties, they provide a significant proportion of comprehensive primary care services to those who are publicly subsidized or uninsured.



Clinic Types

Total Number of CHCs	14
Federally Qualified Health Center Sites (FQHC)	13
FQHC Look-Alike Sites	0
Rural Health Center Sites (95-210 RHC)	0

Demographics

Patients	122,796	
Male	44,637	36%
Female	78,159	64%
19 Years & Under	40,015	33%
Encounters	371,303	

Poverty Level

Under 100%	83,495	68%
100 - 138%	15,695	13%
139 - 200%	9,947	8%
201 - 400%	3,349	3%
Over 400%	910	1%
Unknown	9,400	8%

Age

Less than 1 Year	3,914	3%
1 - 4 Years	7,932	6%
5 - 12 Years	15,581	13%
13 - 14 Years	3,256	3%
15 - 19 Years	9,332	8%
20 - 34 Years	35,060	29%
35 - 44 Years	15,911	13%
45 - 64 Years	26,860	22%
More than 65 Years	4,950	4%

Race

White (non-hispanic)	86,867	71%
Black	3,428	3%
Native American	397	0%
Asian/Pacific Islander	3,946	3%
More than one Race	3,988	3%
Other/ Unknown	24,170	20%

Ethnicity

Hispanic	67,640	55%
Non-Hispanic	48,649	40%
Unknown	6,507	5%
AG/Migratory Workers		
Patients	11,374	9%
Encounters	32,687	9%

Language

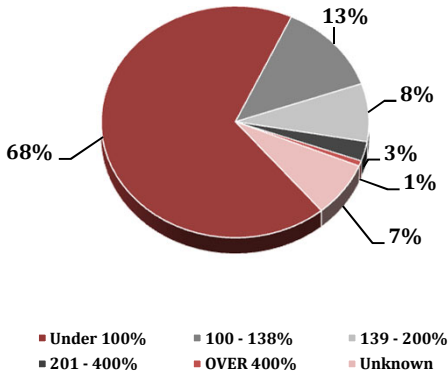
Primary Language Not English	31%
------------------------------	-----

2019 Profile of Community Health Centers Assembly District 76

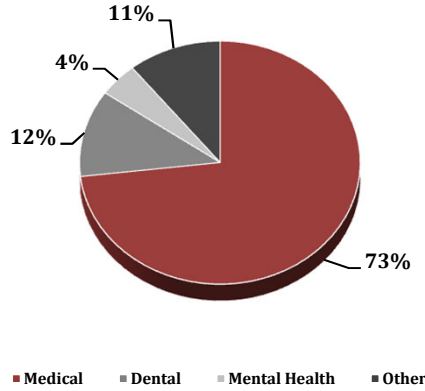
Assemblymember Tasha Boerner Horvath



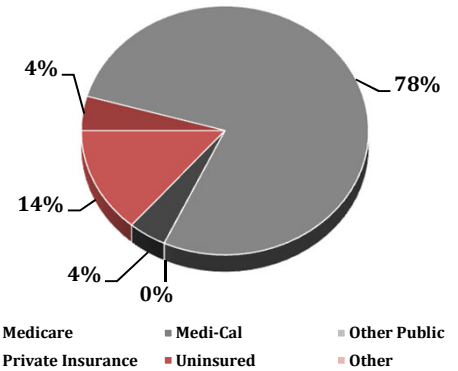
Federal Poverty Level



Services



Payment Source



Services	Provider FTEs	Encounters
Medical*	79.2 60%	271,739 73%
Dental**	17.4 13%	42,918 12%
Mental Health***	11.3 9%	16,830 5%
Other****	23.4 18%	39,947 11%

% of CHCs providing other significant services

Vision Services	14%
Basic Lab Services	36%
Radiology Services	7%
Pharmacy Services	29%
Urgent Care Services	7%
Substance Abuse Services	7%
Women's Health Services	57%

*Physicians; Physician Assistants; Family Nurse Practitioners; Certified Nurse Midwives and Visiting Nurses.
Psychiatrists; Clinical Psychologists; Licensed Clinical Social Workers. **Other providers billable to Medi-Cal and other CPSP providers not listed.

Revenue and Utilization by Payment Source

Program	Patients**	Encounters
Medicare	4,411 4%	15,296 4%
Medi-Cal	72,030 59%	266,978 72%
Other Public	- 0%	66 0%
Private Insurance	5,776 5%	14,727 4%
Uninsured Services	37,769 31%	47,402 13%
Covered California	2,656 2%	7,210 2%
PACE	- 0%	- 0%
Other	154 0%	396 0%
BCCCP**	2,066 2%	3,186 1%
CHDP**	1,305 1%	1,593 0%
Family PACT**	9,239 8%	14,449 4%

Gross Patient Revenue (charged)
\$79,921,043
Net Patient Revenue (collected)
\$62,942,683

Other Operating Revenue	
Federal Funds	\$ 12,161,663
State Funds	\$ 892,832
County/Local Funds	\$ 2,191,663
Private	\$ 3,397,389
Donations/Contributions	\$ 1,032,178
Other	\$ 1,533,986

TOTAL OPERATING REVENUE
\$21,209,711

**Patient counts for Episodic programs (BCCCP, CHDP, Family PACT and Other Episodic Programs) are duplicated. Episodic Programs include Breast Cancer Programs such as the Breast Cancer Early Detection Program (BCCCP) and the Breast and Cervical Cancer Control Program (BCCCP); CHDP = Child Health and Disability Prevention Program; Family PACT = Family Planning Access Care and Treatment Program and other payers covered by a grant.

Because of their philosophy and by necessity, CCHCs have been vigilant about controlling the cost of care, and the untoward effects of deferred or neglected care, by promoting a broad range of preventive health services specifically targeted to the particular needs of their communities and patient populations. The Federal Office of Management and Budget has found the Health Center Program to be one of the ten most effective federal programs and the most effective program under the federal Health and Human Services Agency. Despite enormous challenges, CCHCs have persisted in their mission to serve their local communities.

Profile created by Jeanita Harris, Sr. Data Analyst, CPCA. Data is based on 2017 OSHPD AUR.