



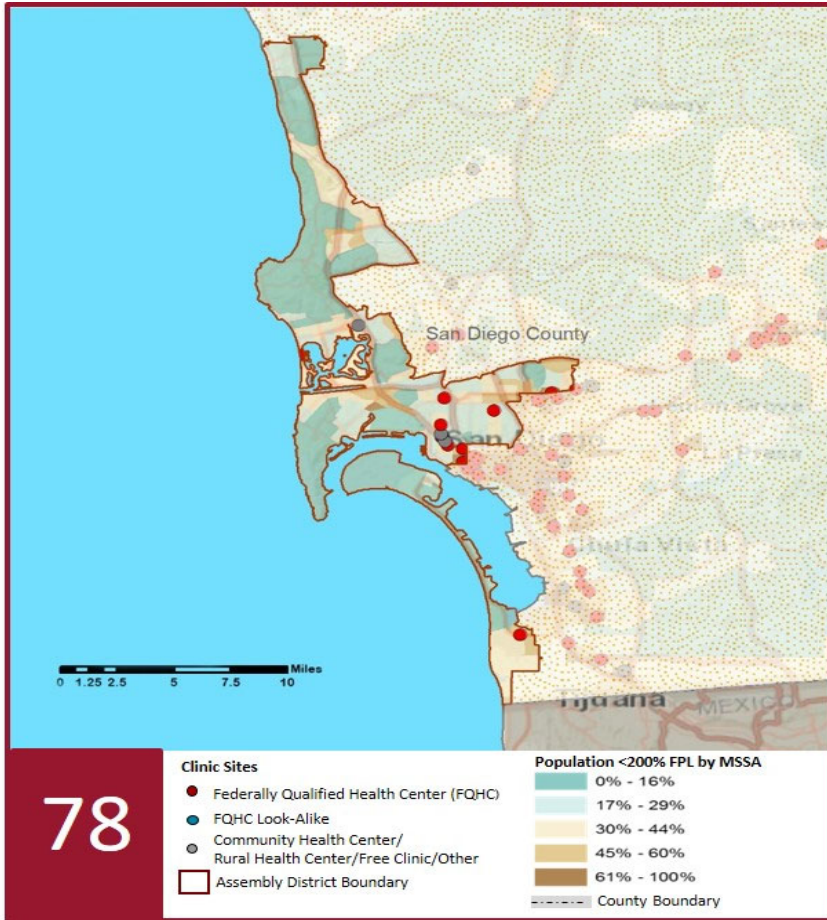
# 2019 Profile of Community Health Centers Assembly District 78

Assemblymember Todd Gloria



## The Clinics

Community Health Centers (CHCs) are nonprofit health care practices located in low income and medically underserved areas. CHCs share a common mission to serve everyone who walks through their doors, regardless of their ability to pay. The term CHC include Federally Qualified Health Centers (FQHC), FQHC Look-Alikes, Migrant Health Centers, Rural and Frontier Health Centers, and Free Clinics. CHCs are an essential segment of the safety net. In many California Counties, they provide a significant proportion of comprehensive primary care services to those who are publicly subsidized or uninsured.



### Clinic Types

Total Number of CHCs	15
Federally Qualified Health Center Sites (FQHC)	10
FQHC Look-Alike Sites	0
Rural Health Center Sites (95-210 RHC)	0

### Demographics

Patients	90,726	
Male	34,888	38%
Female	55,838	62%
19 Years & Under	12,620	14%
Encounters	278,705	

### Poverty Level

Under 100%	65,325	72%
100 - 138%	8,955	10%
139 - 200%	6,303	7%
201 - 400%	3,634	4%
Over 400%	1,438	2%
Unknown	5,071	6%

### Age

Less than 1 Year	1,086	1%
1 - 4 Years	2,602	3%
5 - 12 Years	3,575	4%
13 - 14 Years	768	1%
15 - 19 Years	4,589	5%
20 - 34 Years	37,089	41%
35 - 44 Years	13,596	15%
45 - 64 Years	22,405	25%
More than 65 Years	5,016	6%

### Race

White (non-hispanic)	59,335	65%
Black	8,655	10%
Native American	1,993	2%
Asian/Pacific Islander	4,210	5%
More than one Race	3,560	4%
Other/ Unknown	12,973	14%

### Ethnicity

Hispanic	32,640	36%
Non-Hispanic	51,235	56%
Unknown	6,851	8%
<b>AG/Migratory Workers</b>		
Patients	663	1%
Encounters	2,520	1%

### Language

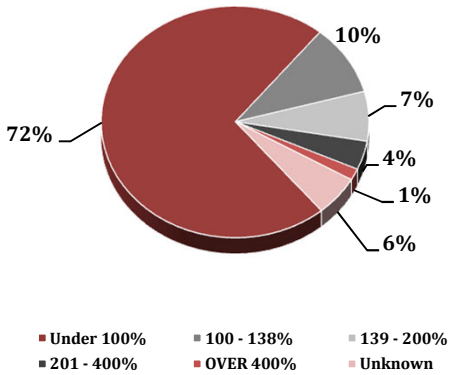
Primary Language Not English	11%
------------------------------	-----

# 2019 Profile of Community Health Centers Assembly District 78

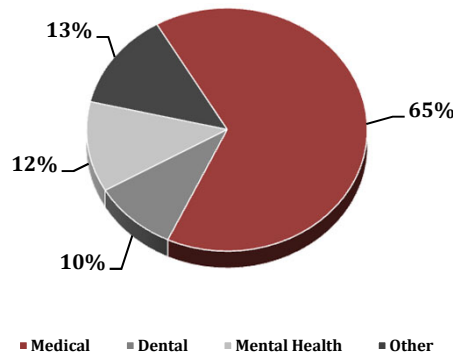
Assemblymember Todd Gloria



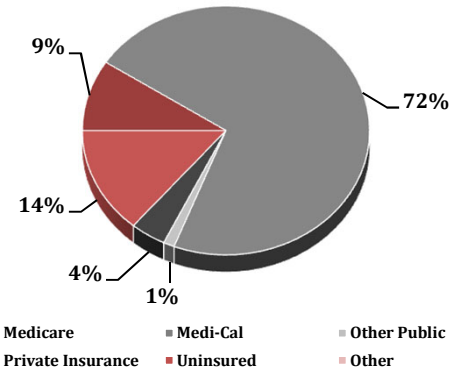
Federal Poverty Level



Services



Payment Source



Services	Provider FTEs	Encounters
Medical*	60.4 43%	181,989 65%
Dental**	11.8 8%	27,157 10%
Mental Health***	32.1 23%	33,502 12%
Other****	35.2 25%	36,196 13%

% of CHCs providing other significant services

Vision Services	20%
Basic Lab Services	87%
Radiology Services	27%
Pharmacy Services	33%
Urgent Care Services	7%
Substance Abuse Services	47%
Women's Health Services	67%

\*Physicians; Physician Assistants; Family Nurse Practitioners; Certified Nurse Midwives and Visiting Nurses.  
\*\*Psychiatrists; Clinical Psychologists; Licensed Clinical Social Workers. \*\*\*\*Other providers billable to Medi-Cal and other CPSP providers not listed.

## Revenue and Utilization by Payment Source

Program	Patients**	Encounters
Medicare	4,717 5%	21,131 8%
Medi-Cal	46,977 52%	164,213 59%
Other Public	3 0%	2,861 1%
Private Insurance	5,297 6%	9,174 3%
Uninsured Services	31,484 35%	31,772 11%
Covered California	1,874 2%	5,632 2%
PACE	366 0%	366 0%
Other	8 0%	89 0%
BCCCP**	581 1%	716 0%
CHDP**	368 0%	368 0%
Family PACT**	12,947 14%	21,731 8%

Gross Patient Revenue (charged)  
**\$103,067,332**  
Net Patient Revenue (collected)  
**\$80,780,255**

Other Operating Revenue	
Federal Funds	\$ 13,654,068
State Funds	\$ 1,233,091
County/Local Funds	\$ 3,589,061
Private	\$ 3,316,691
Donations/Contributions	\$ 972,109
Other	\$ 14,035,350

**TOTAL OPERATING REVENUE**  
**\$36,800,370**

\*\*Patient counts for Episodic programs (BCCCP, CHDP, Family PACT and Other Episodic Programs) are duplicated. Episodic Programs include Breast Cancer Programs such as the Breast Cancer Early Detection Program (BCCCP) and the Breast and Cervical Cancer Control Program (BCCCP); CHDP = Child Health and Disability Prevention Program; Family PACT = Family Planning Access Care and Treatment Program and other payers covered by a grant.

Because of their philosophy and by necessity, CCHCs have been vigilant about controlling the cost of care, and the untoward effects of deferred or neglected care, by promoting a broad range of preventive health services specifically targeted to the particular needs of their communities and patient populations. The Federal Office of Management and Budget has found the Health Center Program to be one of the ten most effective federal programs and the most effective program under the federal Health and Human Services Agency. Despite enormous challenges, CCHCs have persisted in their mission to serve their local communities.

Profile created by Jeanita Harris, Sr. Data Analyst, CPCA. Data is based on 2017 OSHPD AUR.