



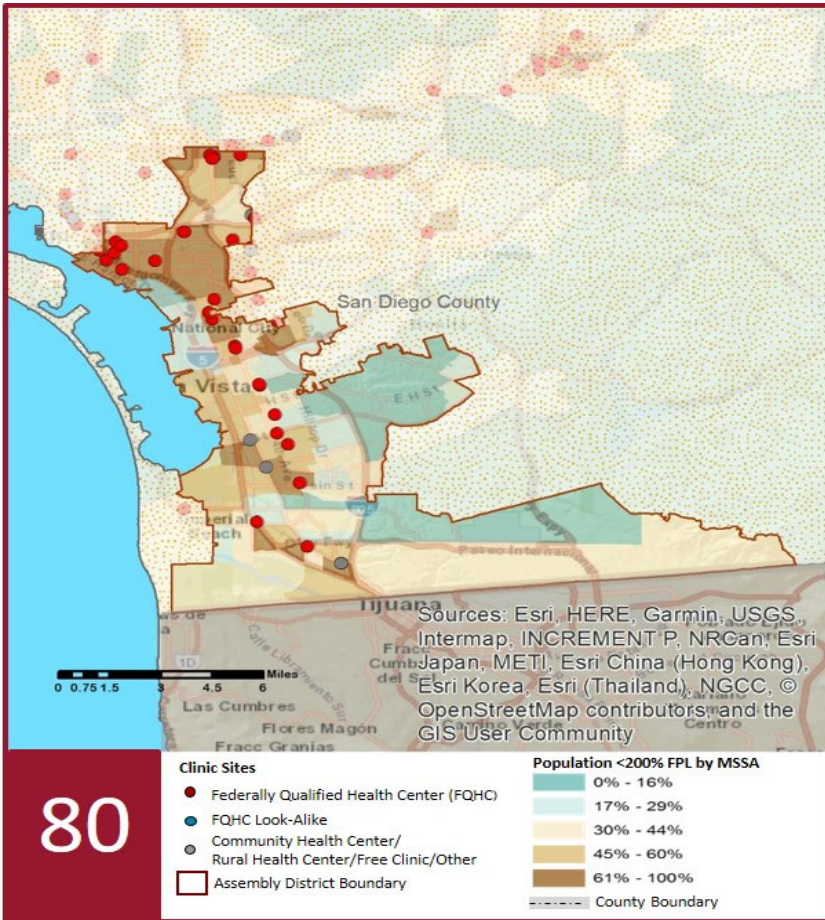
2019 Profile of Community Health Centers Assembly District 80

Assemblymember Lorena Gonzalez



The Clinics

Community Health Centers (CHCs) are nonprofit health care practices located in low income and medically underserved areas. CHCs share a common mission to serve everyone who walks through their doors, regardless of their ability to pay. The term CHC include Federally Qualified Health Centers (FQHC), FQHC Look-Alikes, Migrant Health Centers, Rural and Frontier Health Centers, and Free Clinics. CHCs are an essential segment of the safety net. In many California Counties, they provide a significant proportion of comprehensive primary care services to those who are publicly subsidized or uninsured.



Clinic Types

Total Number of CHCs	35
Federally Qualified Health Center Sites (FQHC)	29
FQHC Look-Alike Sites	0
Rural Health Center Sites (95-210 RHC)	0

Demographics

Patients	257,515	
Male	99,039	38%
Female	158,476	62%
19 Years & Under	85,188	33%
Encounters	844,165	

Poverty Level

Under 100%	179,681	70%
100 - 138%	27,626	11%
139 - 200%	14,448	6%
201 - 400%	5,070	2%
Over 400%	1,204	0%
Unknown	29,486	11%

Age

Less than 1 Year	7,242	3%
1 - 4 Years	18,924	7%
5 - 12 Years	32,062	12%
13 - 14 Years	6,900	3%
15 - 19 Years	20,060	8%
20 - 34 Years	62,675	24%
35 - 44 Years	29,550	11%
45 - 64 Years	60,165	23%
More than 65 Years	19,937	8%

Race

White (non-hispanic)	119,057	46%
Black	18,287	7%
Native American	731	0%
Asian/Pacific Islander	15,233	6%
More than one Race	5,349	2%
Other/ Unknown	98,858	38%

Ethnicity

Hispanic	180,865	70%
Non-Hispanic	69,572	27%
Unknown	7,078	3%
AG/Migratory Workers		
Patients	1,876	1%
Encounters	5,928	1%

Language

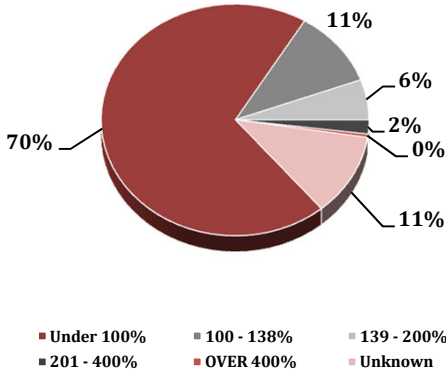
Primary Language Not English 44%

2019 Profile of Community Health Centers Assembly District 80

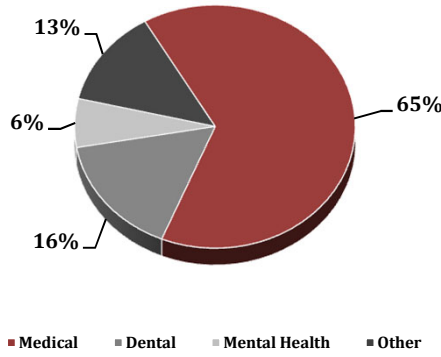
Assemblymember Lorena Gonzalez



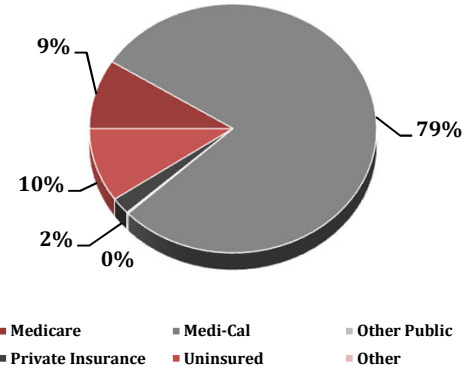
Federal Poverty Level



Services



Payment Source



Services	Provider FTEs	Encounters
Medical*	183.5 52%	545,053 65%
Dental**	45.5 13%	135,276 16%
Mental Health***	46.9 13%	54,693 6%
Other****	79.1 22%	109,498 13%

% of CHCs providing other significant services

Vision Services	29%
Basic Lab Services	77%
Radiology Services	23%
Pharmacy Services	29%
Urgent Care Services	11%
Substance Abuse Services	23%
Women's Health Services	71%

*Physicians; Physician Assistants; Family Nurse Practitioners; Certified Nurse Midwives and Visiting Nurses.
Psychiatrists; Clinical Psychologists; Licensed Clinical Social Workers. **Other providers billable to Medi-Cal and other CPSP providers not listed.

Revenue and Utilization by Payment Source

Program	Patients**	Encounters
Medicare	15,793 6%	67,871 8%
Medi-Cal	169,863 66%	595,215 71%
Other Public	51 0%	1,513 0%
Private Insurance	5,977 2%	16,352 2%
Uninsured Services	58,680 23%	72,491 9%
Covered California	3,644 1%	11,824 1%
PACE	334 0%	334 0%
Other	3,173 1%	9,030 1%
BCCCP**	2,853 1%	5,001 1%
CHDP**	11,646 5%	19,878 2%
Family PACT**	13,202 5%	24,342 3%

Gross Patient Revenue (charged)	\$300,323,715
Net Patient Revenue (collected)	\$203,849,054

Other Operating Revenue	
Federal Funds	\$ 36,372,852
State Funds	\$ 358,008
County/Local Funds	\$ 3,896,757
Private	\$ 3,175,116
Donations/Contributions	\$ 405,563
Other	\$ 8,970,234

TOTAL OPERATING REVENUE
\$53,178,530

**Patient counts for Episodic programs (BCCCP, CHDP, Family PACT and Other Episodic Programs) are duplicated. Episodic Programs include Breast Cancer Programs such as the Breast Cancer Early Detection Program (BCCCP) and the Breast and Cervical Cancer Control Program (BCCCP); CHDP = Child Health and Disability Prevention Program; Family PACT = Family Planning Access Care and Treatment Program and other payers covered by a grant.

Because of their philosophy and by necessity, CCHCs have been vigilant about controlling the cost of care, and the untoward effects of deferred or neglected care, by promoting a broad range of preventive health services specifically targeted to the particular needs of their communities and patient populations. The Federal Office of Management and Budget has found the Health Center Program to be one of the ten most effective federal programs and the most effective program under the federal Health and Human Services Agency. Despite enormous challenges, CCHCs have persisted in their mission to serve their local communities.

Profile created by Jeanita Harris, Sr. Data Analyst, CPCA. Data is based on 2017 OSHPD AUR.