



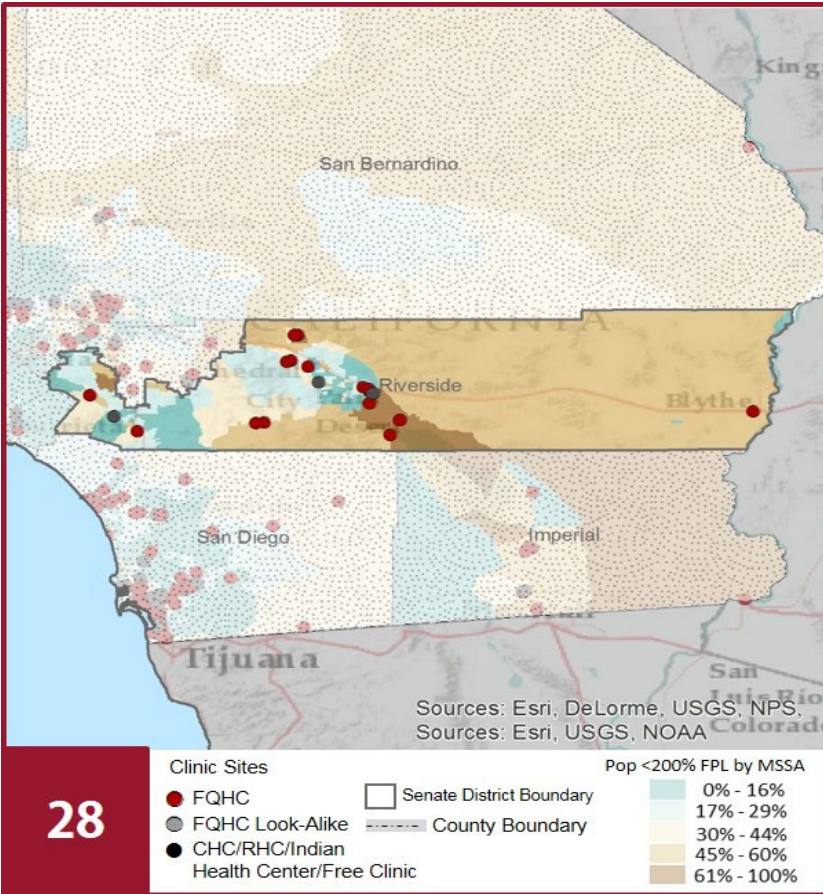
# 2019 Profile of Community Health Centers Senate District 28



Senator Jeff Stone

## The Clinics

Community Health Centers (CHCs) are nonprofit health care practices located in low income and medically underserved areas. CHCs share a common mission to serve everyone who walks through their doors, regardless of their ability to pay. The term CHC include Federally Qualified Health Centers (FQHC), FQHC Look-Alikes, Migrant Health Centers, Rural and Frontier Health Centers, and Free Clinics. CHCs are an essential segment of the safety net. In many California Counties, they provide a significant proportion of comprehensive primary care services to those who are publicly subsidized or uninsured.



## Clinic Types

Total Number of CHCs	20
Federally Qualified Health Center Sites (FQHC)	15
FQHC Look-Alike Sites	0
Rural Health Center Sites (95-210 RHC)	4

## Demographics

Patients	151,078	
Male	58,657	39%
Female	92,421	61%
19 Years & Under	52,197	35%
Encounters	518,708	

## Poverty Level

Under 100%	65,045	43%
100 - 138%	15,886	11%
139 - 200%	8,946	6%
201 - 400%	8,450	6%
Over 400%	2,231	1%
Unknown	50,520	33%

## Age

Less than 1 Year	2,676	2%
1 - 4 Years	9,543	6%
5 - 12 Years	22,672	15%
13 - 14 Years	4,652	3%
15 - 19 Years	12,654	8%
20 - 34 Years	37,886	25%
35 - 44 Years	18,570	12%
45 - 64 Years	34,283	23%
More than 65 Years	8,142	5%

## Race

White (non-hispanic)	77,272	51%
Black	5,988	4%
Native American	2,192	1%
Asian/Pacific Islander	4,488	3%
More than one Race	2,461	2%
Other/ Unknown	58,677	39%

## Ethnicity

Hispanic	95,342	63%
Non-Hispanic	28,350	19%
Unknown	27,386	18%

## AG/Migratory Workers

Patients	6,196	4%
Encounters	24,691	5%

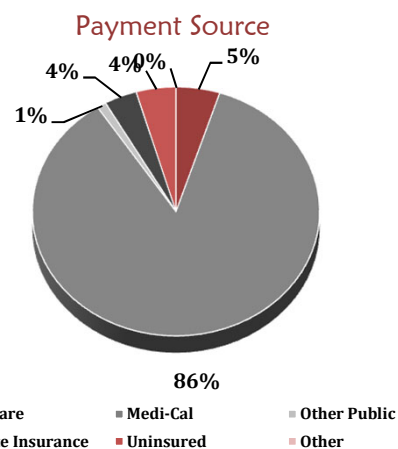
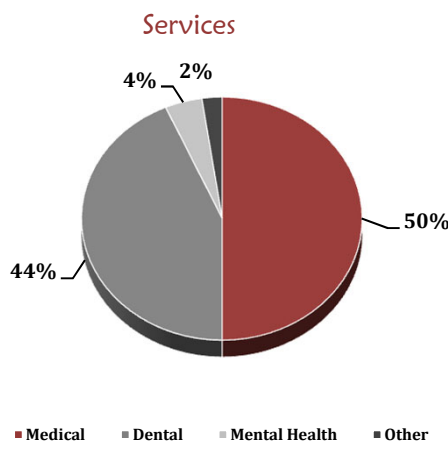
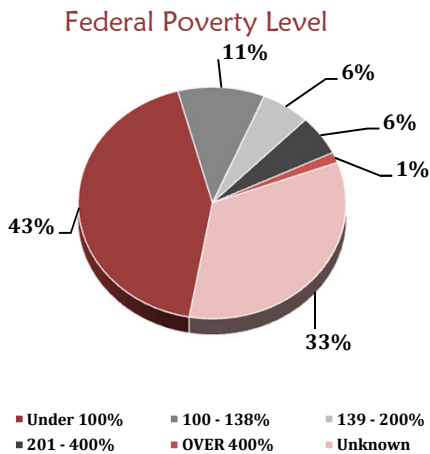
## Language

Primary Language Not English	35%
------------------------------	-----

# 2019 Profile of Community Health Centers Senate District 28



Senator Jeff Stone



Services	Provider FTEs	Encounters
Medical*	77.1 64%	259,487 50%
Dental**	15.6 13%	225,131 43%
Mental Health***	17.5 14%	22,154 4%
Other****	10.9 9%	12,057 2%

### % of CHCs providing other significant services

Vision Services	0%
Basic Lab Services	50%
Radiology Services	25%
Pharmacy Services	20%
Urgent Care Services	15%
Substance Abuse Services	10%
Women's Health Services	45%

\*Physicians; Physician Assistants; Family Nurse Practitioners; Certified Nurse Midwives and Visiting Nurses.  
 \*\*Psychiatrists; Clinical Psychologists; Licensed Clinical Social Workers. \*\*\*\*Other providers billable to Medi-Cal and other CPSP providers not listed.

### Revenue and Utilization by Payment Source

Program	Patients**	Encounters
Medicare	5,291 4%	24,490 5%
Medi-Cal	116,918 77%	425,593 82%
Other Public	1,182 1%	5,208 1%
Private Insurance	6,775 4%	18,243 4%
Uninsured Services	20,177 13%	22,209 4%
Covered California	404 0%	1,268 0%
PACE	- 0%	- 0%
Other	331 0%	503 0%
BCCCP**	2,384 2%	3,147 1%
CHDP**	963 1%	1,794 0%
Family PACT**	8,767 6%	16,253 3%

Gross Patient Revenue (charged)  
**\$149,469,499**  
 Net Patient Revenue (collected)  
**\$109,293,407**

### Other Operating Revenue

Federal Funds	\$ 9,004,793
State Funds	\$ 64,292
County/Local Funds	\$ 233,262
Private	\$ 1,845,052
Donations/Contributions	\$ 220,574
Other	\$ 378,613

**TOTAL OPERATING REVENUE**  
**\$121,039,993**

\*\*Patient counts for Episodic programs (BCCCP, CHDP, Family PACT and Other Episodic Programs) are duplicated. Episodic Programs include Breast Cancer Programs such as the Breast Cancer Early Detection Program (BCCCP) and the Breast and Cervical Cancer Control Program (BCCCP); CHDP = Child Health and Disability Prevention Program; Family PACT = Family Planning Access Care and Treatment Program and other payers covered by a grant.

Because of their philosophy and by necessity, CCHCs have been vigilant about controlling the cost of care, and the untoward effects of deferred or neglected care, by promoting a broad range of preventive health services specifically targeted to the particular needs of their communities and patient populations. The Federal Office of Management and Budget has found the Health Center Program to be one of the ten most effective federal programs and the most effective program under the federal Health and Human Services Agency. Despite enormous challenges, CCHCs have persisted in their mission to serve their local communities.

Profile created by Jeanita Harris, Sr. Data Analyst, CPCA. Data is based on 2017 OSHPD AUR.