



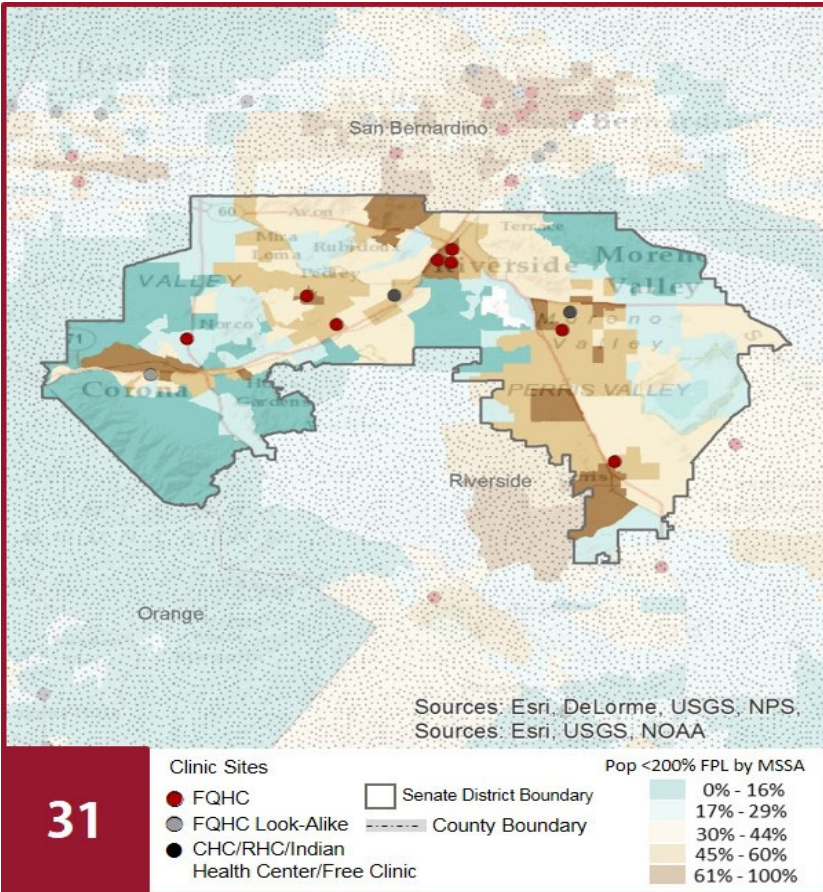
2019 Profile of Community Health Centers Senate District 31



Senator Richard Roth

The Clinics

Community Health Centers (CHCs) are nonprofit health care practices located in low income and medically underserved areas. CHCs share a common mission to serve everyone who walks through their doors, regardless of their ability to pay. The term CHC include Federally Qualified Health Centers (FQHC), FQHC Look-Alikes, Migrant Health Centers, Rural and Frontier Health Centers, and Free Clinics. CHCs are an essential segment of the safety net. In many California Counties, they provide a significant proportion of comprehensive primary care services to those who are publicly subsidized or uninsured.



Clinic Types

Total Number of CHCs	14
Federally Qualified Health Center Sites (FQHC)	10
FQHC Look-Alike Sites	1
Rural Health Center Sites (95-210 RHC)	0

Demographics

Patients	82,691	
Male	27,019	33%
Female	55,672	67%
19 Years & Under	20,239	24%
Encounters	250,796	

Poverty Level

Under 100%	43,236	52%
100 - 138%	21,924	27%
139 - 200%	4,161	5%
201 - 400%	2,336	3%
Over 400%	716	1%
Unknown	10,318	12%

Age

Less than 1 Year	877	1%
1 - 4 Years	3,032	4%
5 - 12 Years	7,902	10%
13 - 14 Years	1,640	2%
15 - 19 Years	6,788	8%
20 - 34 Years	34,139	41%
35 - 44 Years	10,969	13%
45 - 64 Years	14,658	18%
More than 65 Years	2,686	3%

Race

White (non-hispanic)	48,444	59%
Black	7,572	9%
Native American	614	1%
Asian/Pacific Islander	2,998	4%
More than one Race	1,072	1%
Other/ Unknown	21,991	27%

Ethnicity

Hispanic	47,253	57%
Non-Hispanic	25,518	31%
Unknown	9,920	12%

AG/Migratory Workers

Patients	388	0%
Encounters	1,464	1%

Language

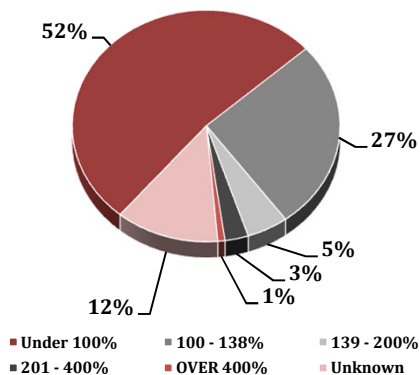
Primary Language Not English	22%
------------------------------	-----

2019 Profile of Community Health Centers Senate District 31

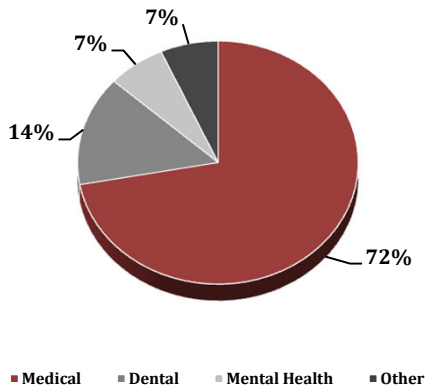


Senator Richard Roth

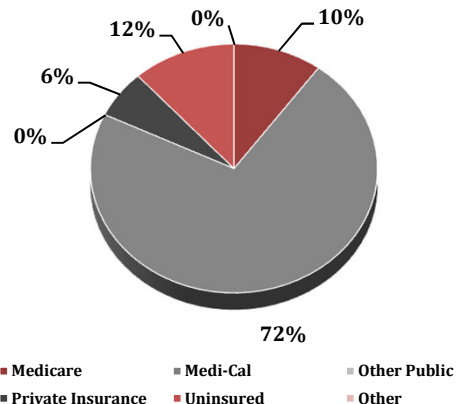
Federal Poverty Level



Services



Payment Source



Services	Provider FTEs	Encounters
Medical*	56.9 69%	180,830 72%
Dental**	11.1 13%	36,622 15%
Mental Health***	10.7 13%	16,674 7%
Other****	3.6 4%	16,752 7%

% of CHCs providing other significant services

Vision Services	14%
Basic Lab Services	64%
Radiology Services	14%
Pharmacy Services	21%
Urgent Care Services	21%
Substance Abuse Services	29%
Women's Health Services	50%

*Physicians; Physician Assistants; Family Nurse Practitioners; Certified Nurse Midwives and Visiting Nurses.
Psychiatrists; Clinical Psychologists; Licensed Clinical Social Workers. **Other providers billable to Medi-Cal and other CPSP providers not listed.

Revenue and Utilization by Payment Source

Program	Patients**	Encounters
Medicare	3,046 4%	22,268 9%
Medi-Cal	52,699 64%	160,256 64%
Other Public	2 0%	2 0%
Private Insurance	5,858 7%	13,772 5%
Uninsured Services	20,495 25%	25,938 10%
Covered California	240 0%	964 0%
PACE	- 0%	- 0%
Other	351 0%	199 0%
BCCCP**	927 1%	1,247 0%
CHDP**	1,929 2%	3,115 1%
Family PACT**	14,712 18%	23,035 9%

Gross Patient Revenue (charged)	\$59,361,339
Net Patient Revenue (collected)	\$33,699,496

Other Operating Revenue	
Federal Funds	\$ 8,233,569
State Funds	\$ 90,647
County/Local Funds	\$ 225,648
Private	\$ 1,048,165
Donations/Contributions	\$ 555,661
Other	\$ 1,392,586

TOTAL OPERATING REVENUE
\$45,245,772

**Patient counts for Episodic programs (BCCCP, CHDP, Family PACT and Other Episodic Programs) are duplicated. Episodic Programs include Breast Cancer Programs such as the Breast Cancer Early Detection Program (BCCCP) and the Breast and Cervical Cancer Control Program (BCCCP); CHDP = Child Health and Disability Prevention Program; Family PACT = Family Planning Access Care and Treatment Program and other payers covered by a grant.

Because of their philosophy and by necessity, CCHCs have been vigilant about controlling the cost of care, and the untoward effects of deferred or neglected care, by promoting a broad range of preventive health services specifically targeted to the particular needs of their communities and patient populations. The Federal Office of Management and Budget has found the Health Center Program to be one of the ten most effective federal programs and the most effective program under the federal Health and Human Services Agency. Despite enormous challenges, CCHCs have persisted in their mission to serve their local communities.

Profile created by Jeanita Harris, Sr. Data Analyst, CPCA. Data is based on 2017 OSHPD AUR.