



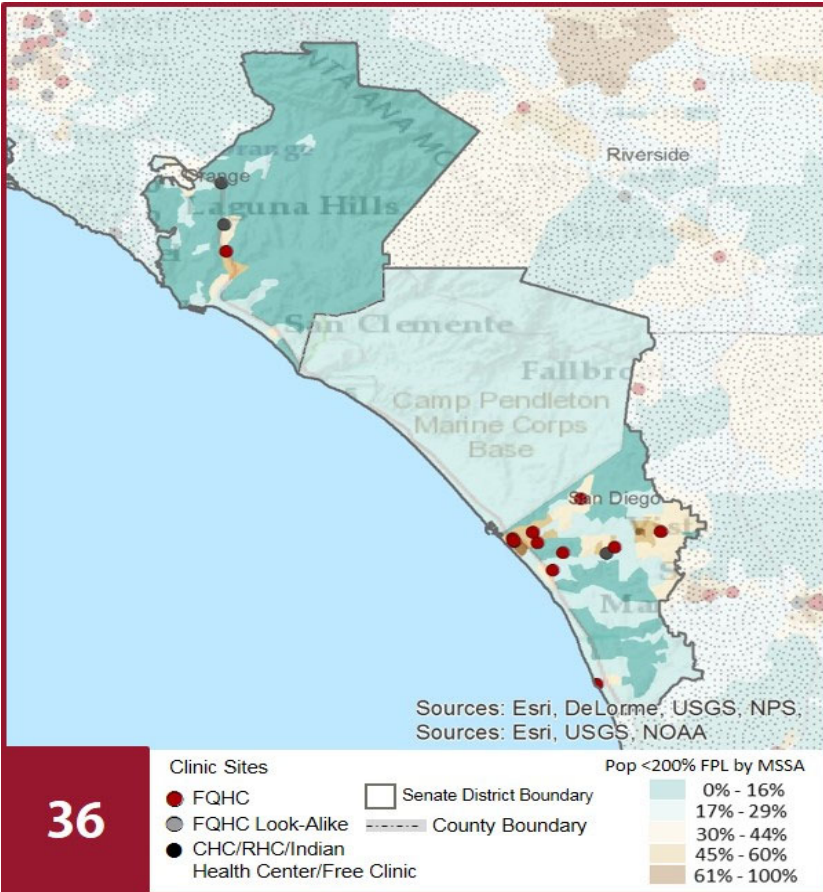
2019 Profile of Community Health Centers Senate District 36



Senator Patricia Bates

The Clinics

Community Health Centers (CHCs) are nonprofit health care practices located in low income and medically underserved areas. CHCs share a common mission to serve everyone who walks through their doors, regardless of their ability to pay. The term CHC include Federally Qualified Health Centers (FQHC), FQHC Look-Alikes, Migrant Health Centers, Rural and Frontier Health Centers, and Free Clinics. CHCs are an essential segment of the safety net. In many California Counties, they provide a significant proportion of comprehensive primary care services to those who are publicly subsidized or uninsured.



Clinic Types

Total Number of CHCs	17
Federally Qualified Health Center Sites (FQHC)	14
FQHC Look-Alike Sites	0
Rural Health Center Sites (95-210 RHC)	0

Demographics

Patients	147,275	
Male	50,810	35%
Female	96,465	65%
19 Years & Under	45,332	31%
Encounters	425,601	

Poverty Level

Under 100%	100,318	68%
100 - 138%	17,052	12%
139 - 200%	12,557	9%
201 - 400%	4,222	3%
Over 400%	1,024	1%
Unknown	12,102	8%

Age

Less than 1 Year	3,999	3%
1 - 4 Years	8,765	6%
5 - 12 Years	17,237	12%
13 - 14 Years	3,575	2%
15 - 19 Years	11,756	8%
20 - 34 Years	45,076	31%
35 - 44 Years	19,463	13%
45 - 64 Years	31,575	21%
More than 65 Years	5,829	4%

Race

White (non-hispanic)	105,224	71%
Black	3,824	3%
Native American	548	0%
Asian/Pacific Islander	5,635	4%
More than one Race	5,160	4%
Other/ Unknown	26,884	18%

Ethnicity

Hispanic	79,045	54%
Non-Hispanic	60,668	41%
Unknown	7,562	5%

AG/Migratory Workers

Patients	11,410	8%
Encounters	32,827	8%

Language

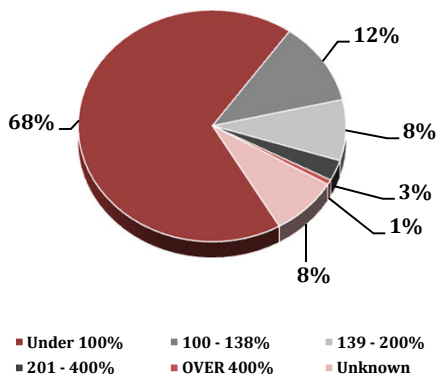
Primary Language Not English 31%

2019 Profile of Community Health Centers Senate District 36

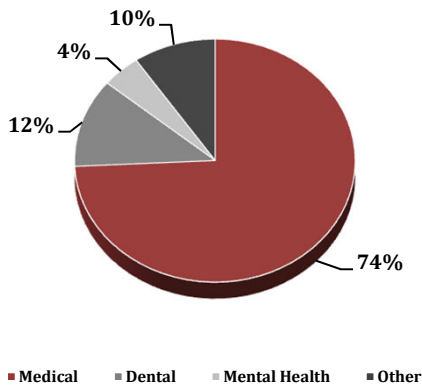


Senator Patricia Bates

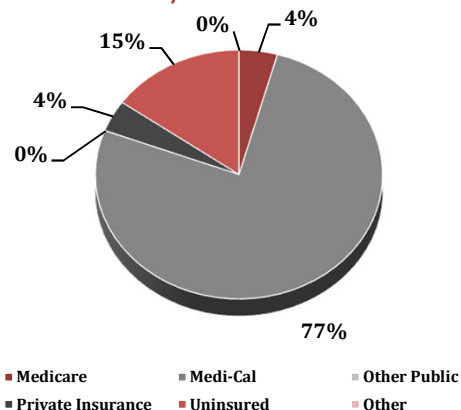
Federal Poverty Level



Services



Payment Source



% of CHCs providing other significant services

Vision Services	12%
Basic Lab Services	47%
Radiology Services	12%
Pharmacy Services	29%
Urgent Care Services	12%
Substance Abuse Services	6%
Women's Health Services	65%

Services	Provider FTEs	Encounters
Medical*	94.3 61%	316,042 74%
Dental**	21.0 14%	50,188 12%
Mental Health***	14.3 9%	19,033 4%
Other****	24.4 16%	40,492 10%

*Physicians; Physician Assistants; Family Nurse Practitioners; Certified Nurse Midwives and Visiting Nurses.
 Psychiatrists; Clinical Psychologists; Licensed Clinical Social Workers. **Other providers billable to Medi-Cal and other CPSP providers not listed.

Revenue and Utilization by Payment Source

Program	Patients**	Encounters
Medicare	4,904 3%	16,743 4%
Medi-Cal	84,682 57%	296,217 70%
Other Public	- 0%	66 0%
Private Insurance	6,469 4%	15,826 4%
Uninsured Services	48,410 33%	58,798 14%
Covered California	2,656 2%	7,210 2%
PACE	- 0%	- 0%
Other	154 0%	396 0%
BCCCP**	3,492 2%	4,612 1%
CHDP**	1,913 1%	2,201 1%
Family PACT**	14,195 10%	23,532 6%

Gross Patient Revenue (charged)
\$100,893,427
 Net Patient Revenue (collected)
\$72,946,244

Other Operating Revenue	
Federal Funds	\$ 15,233,257
State Funds	\$ 920,655
County/Local Funds	\$ 3,010,997
Private	\$ 5,123,367
Donations/Contributions	\$ 1,336,905
Other	\$ 2,032,734

TOTAL OPERATING REVENUE
\$100,604,159

**Patient counts for Episodic programs (BCCCP, CHDP, Family PACT and Other Episodic Programs) are duplicated. Episodic Programs include Breast Cancer Programs such as the Breast Cancer Early Detection Program (BCCCP) and the Breast and Cervical Cancer Control Program (BCCCP); CHDP = Child Health and Disability Prevention Program; Family PACT = Family Planning Access Care and Treatment Program and other payers covered by a grant.

Because of their philosophy and by necessity, CCHCs have been vigilant about controlling the cost of care, and the untoward effects of deferred or neglected care, by promoting a broad range of preventive health services specifically targeted to the particular needs of their communities and patient populations. The Federal Office of Management and Budget has found the Health Center Program to be one of the ten most effective federal programs and the most effective program under the federal Health and Human Services Agency. Despite enormous challenges, CCHCs have persisted in their mission to serve their local communities.

Profile created by Jeanita Harris, Sr. Data Analyst, CPCA. Data is based on 2017 OSHPD AUR.