



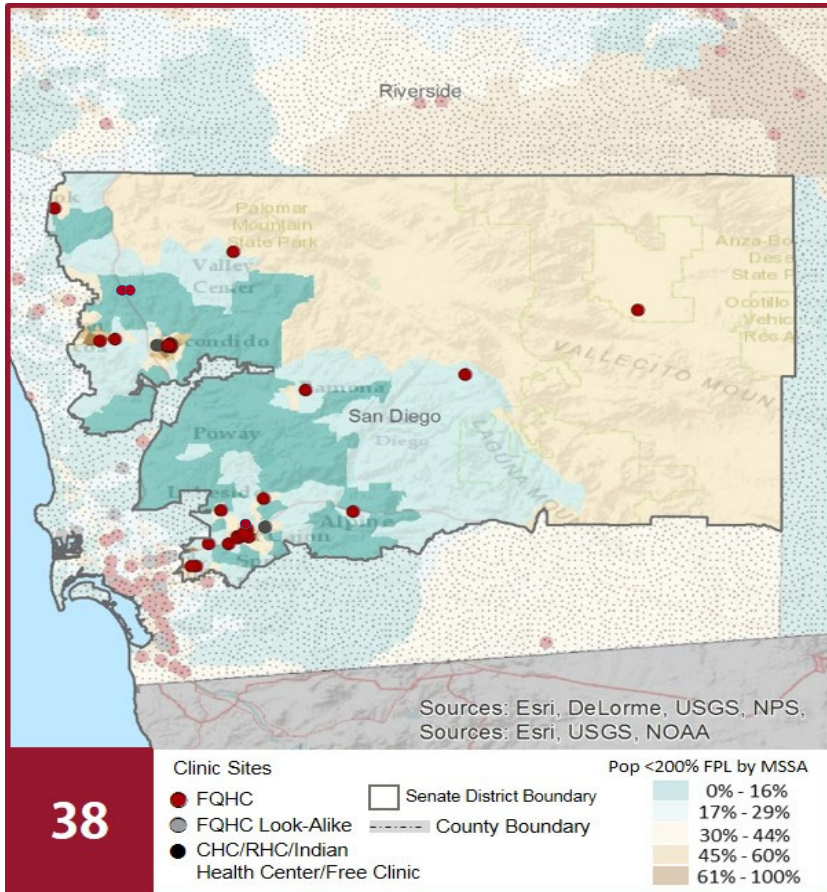
2019 Profile of Community Health Centers Senate District 38



Senator Brian Jones

The Clinics

Community Health Centers (CHCs) are nonprofit health care practices located in low income and medically underserved areas. CHCs share a common mission to serve everyone who walks through their doors, regardless of their ability to pay. The term CHC include Federally Qualified Health Centers (FQHC), FQHC Look-Alikes, Migrant Health Centers, Rural and Frontier Health Centers, and Free Clinics. CHCs are an essential segment of the safety net. In many California Counties, they provide a significant proportion of comprehensive primary care services to those who are publicly subsidized or uninsured.



Clinic Types

Total Number of CHCs	30
Federally Qualified Health Center Sites (FQHC)	28
FQHC Look-Alike Sites	0
Rural Health Center Sites (95-210 RHC)	3

Demographics

Patients	262,439	
Male	102,127	39%
Female	160,312	61%
19 Years & Under	87,076	33%
Encounters	950,033	

Poverty Level

Under 100%	126,212	48%
100 - 138%	25,928	10%
139 - 200%	12,852	5%
201 - 400%	13,904	5%
Over 400%	2,095	1%
Unknown	81,448	31%

Age

Less than 1 Year	6,487	2%
1 - 4 Years	17,712	7%
5 - 12 Years	33,991	13%
13 - 14 Years	7,700	3%
15 - 19 Years	21,186	8%
20 - 34 Years	66,110	25%
35 - 44 Years	33,142	13%
45 - 64 Years	59,044	22%
More than 65 Years	17,067	7%

Race

White (non-hispanic)	151,759	58%
Black	9,443	4%
Native American	1,441	1%
Asian/Pacific Islander	9,957	4%
More than one Race	4,883	2%
Other/ Unknown	84,956	32%

Ethnicity

Hispanic	120,539	46%
Non-Hispanic	101,591	39%
Unknown	40,309	15%

AG/Migratory Workers

Patients	7,368	3%
Encounters	27,398	3%

Language

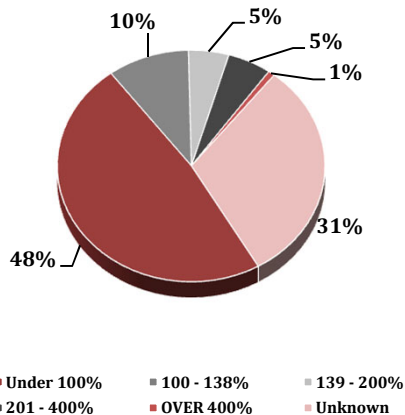
Primary Language Not English	44%
------------------------------	-----

2019 Profile of Community Health Centers Senate District 38

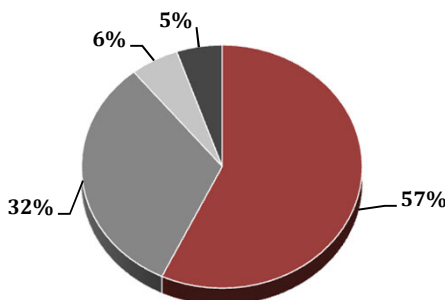


Senator Brian Jones

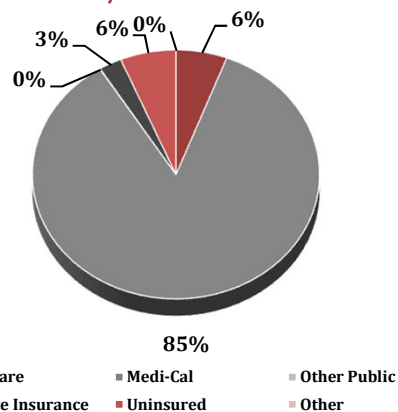
Federal Poverty Level



Services



Payment Source



% of CHCs providing other significant services

Vision Services	10%
Basic Lab Services	67%
Radiology Services	20%
Pharmacy Services	20%
Urgent Care Services	13%
Substance Abuse Services	7%
Women's Health Services	73%

Services	Provider FTEs	Encounters
Medical*	148.7 59%	542,081 57%
Dental**	29.6 12%	305,326 32%
Mental Health***	37.2 15%	52,929 6%
Other****	34.5 14%	49,947 5%

*Physicians; Physician Assistants; Family Nurse Practitioners; Certified Nurse Midwives and Visiting Nurses.
 Psychiatrists; Clinical Psychologists; Licensed Clinical Social Workers. **Other providers billable to Medi-Cal and other CPSP providers not listed.

Revenue and Utilization by Payment Source

Program	Patients**	Encounters
Medicare	11,465 4%	52,298 6%
Medi-Cal	195,869 75%	775,273 82%
Other Public	8 0%	457 0%
Private Insurance	9,019 3%	23,278 2%
Uninsured Services	42,891 16%	57,156 6%
Covered California	2,693 1%	8,869 1%
PACE	- 0%	- 0%
Other	494 0%	968 0%
BCCCP**	3,419 1%	4,313 0%
CHDP**	2,280 1%	3,947 0%
Family PACT**	13,831 5%	23,474 2%

Gross Patient Revenue (charged)	\$286,324,490
Net Patient Revenue (collected)	\$183,910,020

Other Operating Revenue	
Federal Funds	\$ 15,404,480
State Funds	\$ 185,400
County/Local Funds	\$ 2,106,407
Private	\$ 6,638,729
Donations/Contributions	\$ 720,300
Other	\$ 7,707,638

TOTAL OPERATING REVENUE
\$216,672,974

**Patient counts for Episodic programs (BCCCP, CHDP, Family PACT and Other Episodic Programs) are duplicated. Episodic Programs include Breast Cancer Programs such as the Breast Cancer Early Detection Program (BCCCP) and the Breast and Cervical Cancer Control Program (BCCCP); CHDP = Child Health and Disability Prevention Program; Family PACT = Family Planning Access Care and Treatment Program and other payers covered by a grant.

Because of their philosophy and by necessity, CCHCs have been vigilant about controlling the cost of care, and the untoward effects of deferred or neglected care, by promoting a broad range of preventive health services specifically targeted to the particular needs of their communities and patient populations. The Federal Office of Management and Budget has found the Health Center Program to be one of the ten most effective federal programs and the most effective program under the federal Health and Human Services Agency. Despite enormous challenges, CCHCs have persisted in their mission to serve their local communities.

Profile created by Jeanita Harris, Sr. Data Analyst, CPCA. Data is based on 2017 OSHPD AUR.