



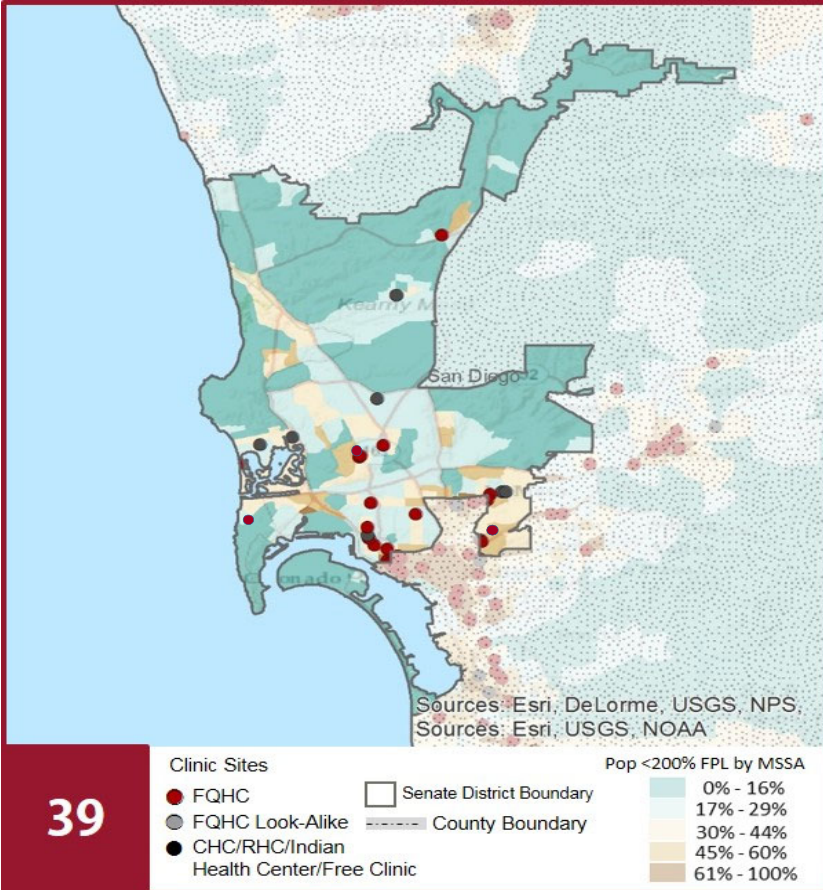
# 2019 Profile of Community Health Centers Senate District 39



Senator Toni Atkins

## The Clinics

Community Health Centers (CHCs) are nonprofit health care practices located in low income and medically underserved areas. CHCs share a common mission to serve everyone who walks through their doors, regardless of their ability to pay. The term CHC include Federally Qualified Health Centers (FQHC), FQHC Look-Alikes, Migrant Health Centers, Rural and Frontier Health Centers, and Free Clinics. CHCs are an essential segment of the safety net. In many California Counties, they provide a significant proportion of comprehensive primary care services to those who are publicly subsidized or uninsured.



39

## Clinic Types

Total Number of CHCs	26
Federally Qualified Health Center Sites (FQHC)	15
FQHC Look-Alike Sites	0
Rural Health Center Sites (95-210 RHC)	0

## Demographics

Patients	163,140	
Male	61,048	37%
Female	102,092	63%
19 Years & Under	29,368	18%
Encounters	588,079	

## Poverty Level

Under 100%	111,709	68%
100 - 138%	17,713	11%
139 - 200%	11,972	7%
201 - 400%	6,586	4%
Over 400%	2,358	1%
Unknown	12,802	8%

## Age

Less than 1 Year	2,017	1%
1 - 4 Years	5,934	4%
5 - 12 Years	9,837	6%
13 - 14 Years	1,940	1%
15 - 19 Years	9,640	6%
20 - 34 Years	66,509	41%
35 - 44 Years	22,361	14%
45 - 64 Years	36,028	22%
More than 65 Years	8,874	5%

## Race

White (non-hispanic)	98,817	61%
Black	15,886	10%
Native American	2,218	1%
Asian/Pacific Islander	16,639	10%
More than one Race	3,911	2%
Other/ Unknown	25,669	16%

## Ethnicity

Hispanic	55,241	34%
Non-Hispanic	96,404	59%
Unknown	11,495	7%

## AG/Migratory Workers

Patients	2,206	1%
Encounters	8,110	1%

## Language

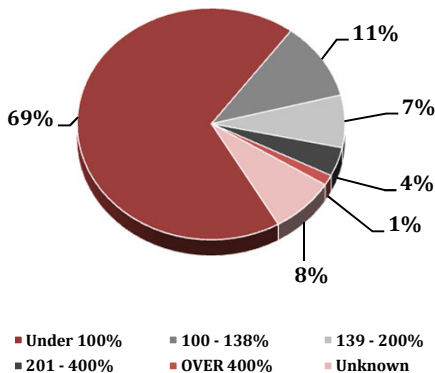
Primary Language Not English	16%
------------------------------	-----

# 2019 Profile of Community Health Centers Senate District 39

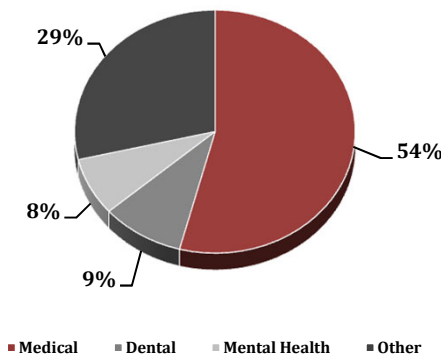


Senator Toni Atkins

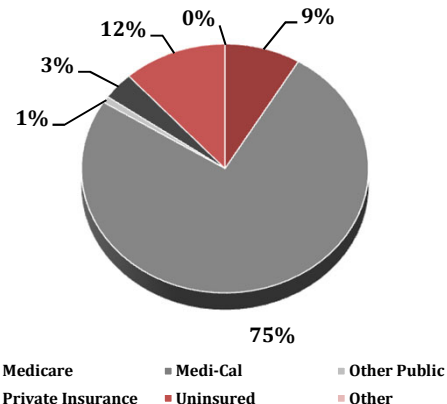
Federal Poverty Level



Services



Payment Source



Services	Provider FTEs	Encounters
Medical*	123.3 50%	318,202 54%
Dental**	30.0 12%	55,960 10%
Mental Health***	43.7 18%	45,179 8%
Other****	51.1 21%	168,986 29%

% of CHCs providing other significant services

Vision Services	12%
Basic Lab Services	81%
Radiology Services	19%
Pharmacy Services	35%
Urgent Care Services	4%
Substance Abuse Services	35%
Women's Health Services	73%

\*Physicians; Physician Assistants; Family Nurse Practitioners; Certified Nurse Midwives and Visiting Nurses.  
 \*\*Psychiatrists; Clinical Psychologists; Licensed Clinical Social Workers. \*\*\*\*Other providers billable to Medi-Cal and other CPSP providers not listed.

## Revenue and Utilization by Payment Source

Program	Patients**	Encounters
Medicare	8,146 5%	33,546 6%
Medi-Cal	87,988 54%	295,978 50%
Other Public	6 0%	3,339 1%
Private Insurance	8,388 5%	13,850 2%
Uninsured Services	53,845 33%	45,922 8%
Covered California	3,307 2%	9,398 2%
PACE	366 0%	366 0%
Other	1,094 1%	114,820 20%
BCCCP**	953 1%	1,500 0%
CHDP**	715 0%	1,883 0%
Family PACT**	28,064 17%	46,825 8%

Gross Patient Revenue (charged)  
**\$158,533,402**  
 Net Patient Revenue (collected)  
**\$120,391,527**

Other Operating Revenue	
Federal Funds	\$ 19,729,518
State Funds	\$ 1,500,417
County/Local Funds	\$ 3,731,318
Private	\$ 3,851,746
Donations/Contributions	\$ 1,100,146
Other	\$ 15,106,911

**TOTAL OPERATING REVENUE**  
**\$165,411,583**

\*\*Patient counts for Episodic programs (BCCCP, CHDP, Family PACT and Other Episodic Programs) are duplicated. Episodic Programs include Breast Cancer Programs such as the Breast Cancer Early Detection Program (BCCCP) and the Breast and Cervical Cancer Control Program (BCCCP); CHDP = Child Health and Disability Prevention Program; Family PACT = Family Planning Access Care and Treatment Program and other payers covered by a grant.

Because of their philosophy and by necessity, CCHCs have been vigilant about controlling the cost of care, and the untoward effects of deferred or neglected care, by promoting a broad range of preventive health services specifically targeted to the particular needs of their communities and patient populations. The Federal Office of Management and Budget has found the Health Center Program to be one of the ten most effective federal programs and the most effective program under the federal Health and Human Services Agency. Despite enormous challenges, CCHCs have persisted in their mission to serve their local communities.

Profile created by Jeanita Harris, Sr. Data Analyst, CPCA. Data is based on 2017 OSHPD AUR.