



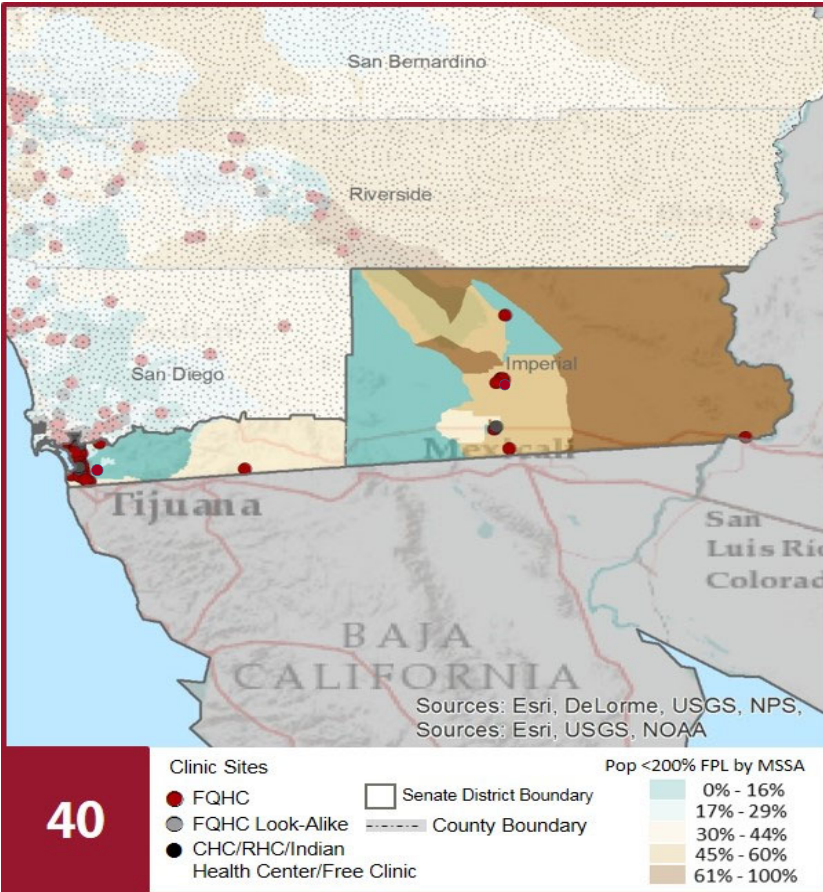
# 2019 Profile of Community Health Centers Senate District 40



Senator Ben Hueso

## The Clinics

Community Health Centers (CHCs) are nonprofit health care practices located in low income and medically underserved areas. CHCs share a common mission to serve everyone who walks through their doors, regardless of their ability to pay. The term CHC include Federally Qualified Health Centers (FQHC), FQHC Look-Alikes, Migrant Health Centers, Rural and Frontier Health Centers, and Free Clinics. CHCs are an essential segment of the safety net. In many California Counties, they provide a significant proportion of comprehensive primary care services to those who are publicly subsidized or uninsured.



## Clinic Types

Total Number of CHCs	52
Federally Qualified Health Center Sites (FQHC)	44
FQHC Look-Alike Sites	0
Rural Health Center Sites (95-210 RHC)	0

## Demographics

Patients	365,343	
Male	138,976	38%
Female	226,367	62%
19 Years & Under	118,471	32%
Encounters	1,171,270	

## Poverty Level

Under 100%	243,658	67%
100 - 138%	38,292	10%
139 - 200%	20,038	5%
201 - 400%	7,431	2%
Over 400%	1,967	1%
Unknown	53,957	15%

## Age

Less than 1 Year	9,437	3%
1 - 4 Years	25,901	7%
5 - 12 Years	44,782	12%
13 - 14 Years	9,695	3%
15 - 19 Years	28,656	8%
20 - 34 Years	92,330	25%
35 - 44 Years	41,321	11%
45 - 64 Years	84,220	23%
More than 65 Years	29,001	8%

## Race

White (non-hispanic)	193,642	53%
Black	24,509	7%
Native American	1,302	0%
Asian/Pacific Islander	20,587	6%
More than one Race	7,015	2%
Other/ Unknown	118,288	32%

## Ethnicity

Hispanic	260,532	71%
Non-Hispanic	95,341	26%
Unknown	9,470	3%
<b>AG/Migratory Workers</b>		
Patients	6,363	2%
Encounters	21,496	2%

## Language

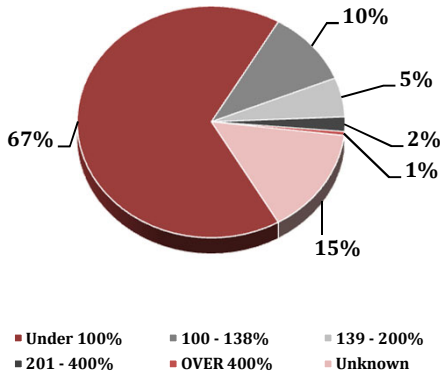
Primary Language Not English 40%

# 2019 Profile of Community Health Centers Senate District 40

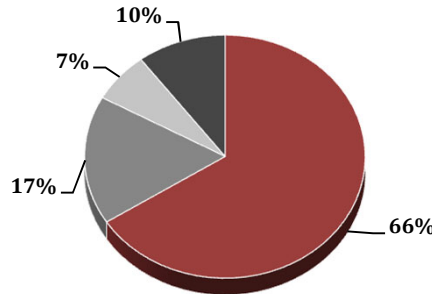


## Senator Ben Hueso

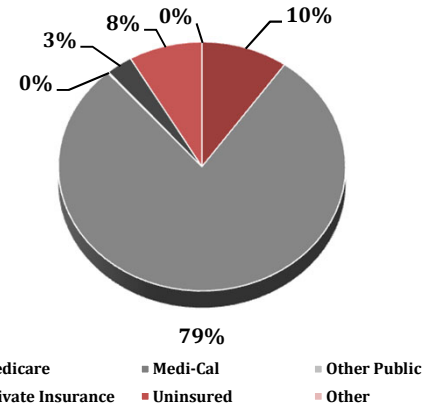
Federal Poverty Level



Services



Payment Source



Services	Provider FTEs	Encounters
Medical*	247.8 53%	772,565 66%
Dental**	70.4 15%	200,612 17%
Mental Health***	63.8 14%	78,603 7%
Other****	88.4 19%	119,960 10%

% of CHCs providing other significant services

Vision Services	25%
Basic Lab Services	83%
Radiology Services	33%
Pharmacy Services	27%
Urgent Care Services	13%
Substance Abuse Services	23%
Women's Health Services	69%

\*Physicians; Physician Assistants; Family Nurse Practitioners; Certified Nurse Midwives and Visiting Nurses.  
 \*\*Psychiatrists; Clinical Psychologists; Licensed Clinical Social Workers. \*\*\*\*Other providers billable to Medi-Cal and other CPSP providers not listed.

### Revenue and Utilization by Payment Source

Program	Patients**	Encounters
Medicare	24,372 7%	103,266 9%
Medi-Cal	240,946 66%	834,212 71%
Other Public	62 0%	1,641 0%
Private Insurance	10,304 3%	31,417 3%
Uninsured Services	79,051 22%	87,897 8%
Covered California	5,950 2%	18,154 2%
PACE	334 0%	334 0%
Other	4,324 1%	10,262 1%
BCCCP**	3,387 1%	6,153 1%
CHDP**	13,976 4%	22,744 2%
Family PACT**	19,214 5%	34,876 3%

Gross Patient Revenue (charged)	\$381,175,066
Net Patient Revenue (collected)	\$254,627,477

Other Operating Revenue	
Federal Funds	\$ 47,264,787
State Funds	\$ 522,301
County/Local Funds	\$ 4,900,931
Private	\$ 4,233,363
Donations/Contributions	\$ 436,433
Other	\$ 11,529,390

**TOTAL OPERATING REVENUE**  
**\$323,514,682**

\*\*Patient counts for Episodic programs (BCCCP, CHDP, Family PACT and Other Episodic Programs) are duplicated. Episodic Programs include Breast Cancer Programs such as the Breast Cancer Early Detection Program (BCCCP) and the Breast and Cervical Cancer Control Program (BCCCP); CHDP = Child Health and Disability Prevention Program; Family PACT = Family Planning Access Care and Treatment Program and other payers covered by a grant.

Because of their philosophy and by necessity, CCHCs have been vigilant about controlling the cost of care, and the untoward effects of deferred or neglected care, by promoting a broad range of preventive health services specifically targeted to the particular needs of their communities and patient populations. The Federal Office of Management and Budget has found the Health Center Program to be one of the ten most effective federal programs and the most effective program under the federal Health and Human Services Agency. Despite enormous challenges, CCHCs have persisted in their mission to serve their local communities.

Profile created by Jeanita Harris, Sr. Data Analyst, CPCA. Data is based on 2017 OSHPD AUR.