



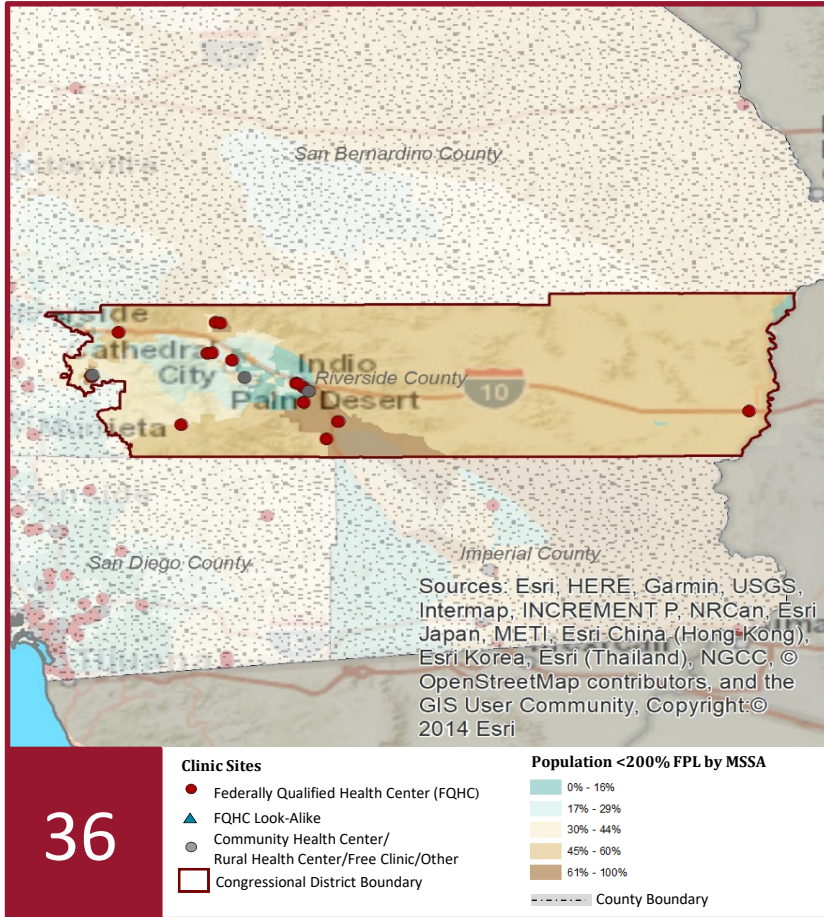
2021 Profile of Community Health Centers Congressional District 36

Representative Raul Ruiz, M.D.



The Clinics

Community Health Centers (CHCs) are nonprofit health care practices located in low income and medically underserved areas. CHCs share a common mission to serve everyone who walks through their doors, regardless of their ability to pay. The term CHC include Federally Qualified Health Centers (FQHC), FQHC Look-Alikes, Migrant Health Centers, Rural and Frontier Health Centers, and Free Clinics. CHCs are an essential segment of the safety net. In many California Counties, they provide a significant proportion of comprehensive primary care services to those who are publicly subsidized or uninsured.



Clinic Types

Total Number of CHCs	19
Federally Qualified Health Center Sites (FQHC)	16
FQHC Look-Alike Sites	0
Rural Health Center Sites (95-210 RHC)	4

Demographics

Patients	222,518	
Male	90,060	40%
Female	132,458	60%
19 Years & Under	76,281	34%
Encounters	881,008	

Poverty Level

Under 100%	75,348	34%
100 - 138%	11,853	5%
139 - 200%	10,673	5%
201 - 400%	4,101	2%
Over 400%	2,744	1%
Unknown	117,799	53%

Age

Less than 1 Year	2,614	1%
1 - 4 Years	12,669	6%
5 - 12 Years	33,451	15%
13 - 14 Years	7,876	4%
15 - 19 Years	19,671	9%
20 - 34 Years	50,838	23%
35 - 44 Years	27,401	12%
45 - 64 Years	50,998	23%
More than 65 Years	17,000	8%

Race

White	91,711	41%
Black	9,700	4%
Native American	3,638	2%
Asian/Pacific Islander	7,475	3%
More than one Race	1,951	1%
Other/ Unknown	108,043	49%

Ethnicity

Hispanic	119,765	54%
Non-Hispanic	35,913	16%
Unknown	66,840	30%

Language

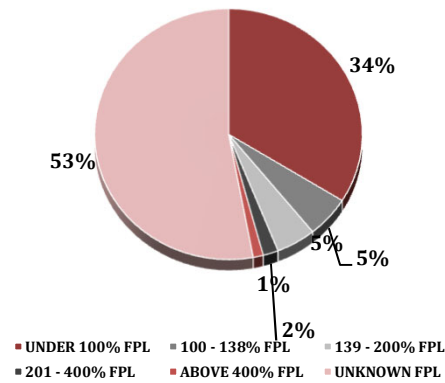
Primary Language Not English	45%
------------------------------	-----

2021 Profile of Community Health Centers Congressional District 36

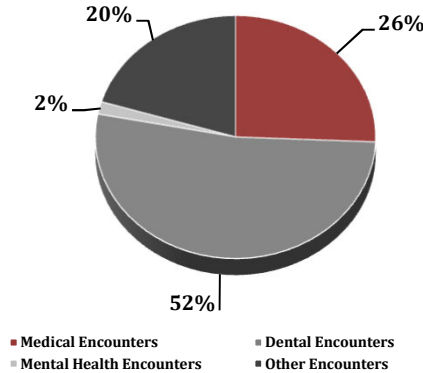
Representative Raul Ruiz, M.D.



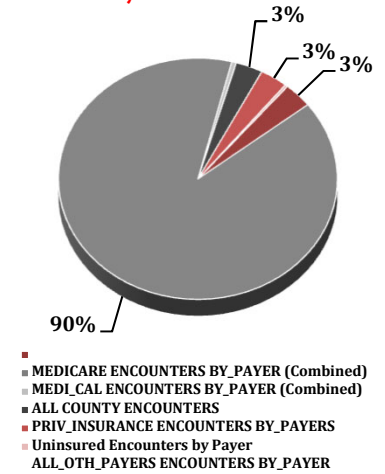
Federal Poverty Level



Services



Payment Source



Services	Provider FTEs	Encounters
Medical*	80.4 66%	280,796 32%
Dental**	18.6 15%	573,535 65%
Mental Health***	15.1 12%	18,056 2%
Other****	8.1 7%	222,518 25%

% of CHCs providing other significant services

Vision Services	0%
Basic Lab Services	89%
Radiology Services	47%
Pharmacy Services	26%
Urgent Care Services	11%
Substance Abuse Services	11%
Women's Health Services	53%

*Physicians; Physician Assistants; Family Nurse Practitioners; Certified Nurse Midwives and Visiting Nurses.
 **Psychiatrists; Clinical Psychologists; Licensed Clinical Social Workers.
 ****Other providers billable to Medi-Cal.

Revenue and Utilization by Payment Source

Program	Patients**	Encounters
Medicare	5,980 3%	28,887 3%
Medi-Cal	183,015 82%	772,447 88%
Other Public	1,306 1%	4,643 1%
Private Insurance	8,368 4%	27,061 3%
Uninsured Services	22,620 10%	27,604 3%
Covered California	168 0%	449 0%
PACE	- 0%	- 0%
Other	1,061 0%	2,879 0%
BCCCP**	1,264 1%	2,360 0%
CHDP**	536 0%	1,530 0%
Family PACT**	7,355 3%	13,148 1%

Gross Patient Revenue (charged)	\$353,803,400
Net Patient Revenue (collected)	\$221,008,740

Other Operating Revenue

Federal Funds	\$ 8,440,527
State Funds	\$ 139,928
County/Local Funds	\$ 1,188,375
Private	\$ 1,042,732
Donations/Contributions	\$ 87,459
Other	\$ 1,182,111

TOTAL OPERATING REVENUE
\$233,089,872

**Patient counts for Episodic programs (BCCCP, CHDP, Family PACT and Other Episodic Programs) are duplicated. Episodic Programs include Breast Cancer Programs such as the Breast Cancer Early Detection Program (BCCCP) and the Breast and Cervical Cancer Control Program (BCCCP); CHDP = Child Health and Disability Prevention Program; Family PACT = Family Planning Access Care and Treatment Program and other payers covered by a grant.

Because of their philosophy and by necessity, CCHCs have been vigilant about controlling the cost of care, and the untoward effects of deferred or neglected care, by promoting a broad range of preventive health services specifically targeted to the particular needs of their communities and patient populations. The Federal Office of Management and Budget has found the Health Center Program to be one of the ten most effective federal programs and the most effective program under the federal Health and Human Services Agency. Despite enormous challenges, CCHCs have persisted in their mission to serve their local communities.

Profile created by Jeanita Harris, Sr. Data Analyst, CPCA. Data is based on 2019 OSHPD AUR.