



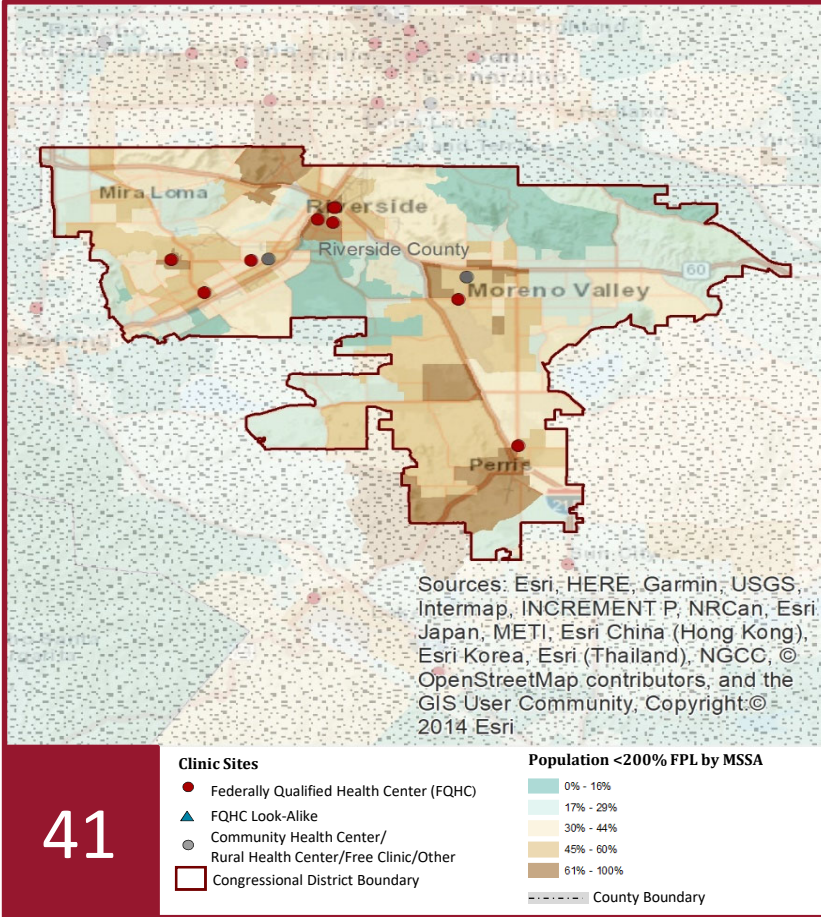
2021 Profile of Community Health Centers Congressional District 41

Representative Mark Takano



The Clinics

Community Health Centers (CHCs) are nonprofit health care practices located in low income and medically underserved areas. CHCs share a common mission to serve everyone who walks through their doors, regardless of their ability to pay. The term CHC include Federally Qualified Health Centers (FQHC), FQHC Look-Alikes, Migrant Health Centers, Rural and Frontier Health Centers, and Free Clinics. CHCs are an essential segment of the safety net. In many California Counties, they provide a significant proportion of comprehensive primary care services to those who are publicly subsidized or uninsured.



Clinic Types

Total Number of CHCs	11
Federally Qualified Health Center Sites (FQHC)	9
FQHC Look-Alike Sites	0
Rural Health Center Sites (95-210 RHC)	0

Demographics

Patients	74,825	
Male	20,356	27%
Female	54,469	73%
19 Years & Under	19,783	26%
Encounters	204,845	

Poverty Level

Under 100%	39,220	52%
100 - 138%	6,721	9%
139 - 200%	6,746	9%
201 - 400%	1,802	2%
Over 400%	1,593	2%
Unknown	18,743	25%

Age

Less than 1 Year	677	1%
1 - 4 Years	2,790	4%
5 - 12 Years	7,227	10%
13 - 14 Years	1,601	2%
15 - 19 Years	7,488	10%
20 - 34 Years	33,485	45%
35 - 44 Years	9,727	13%
45 - 64 Years	9,538	13%
More than 65 Years	2,292	3%

41

Race

White	44,232	59%
Black	7,651	10%
Native American	1,246	2%
Asian/Pacific Islander	2,634	4%
More than one Race	850	1%
Other/ Unknown	18,212	24%

Ethnicity

Hispanic	47,215	63%
Non-Hispanic	21,233	28%
Unknown	6,377	9%

Language

Primary Language Not English	22%
------------------------------	-----

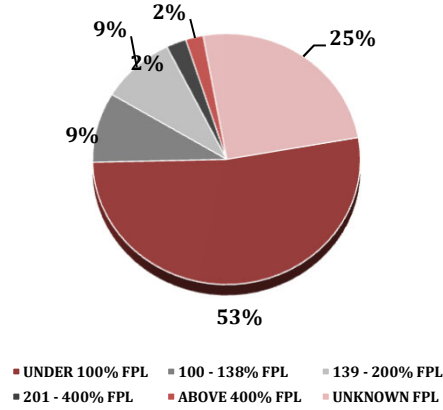
100%

2021 Profile of Community Health Centers Congressional District 41

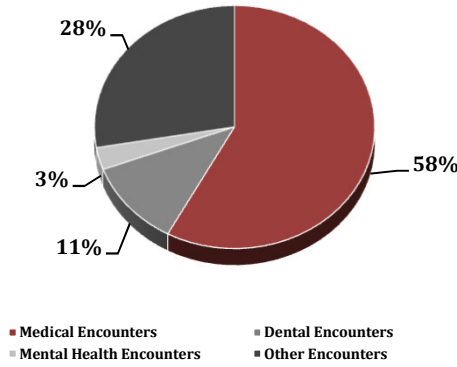
Representative Mark Takano



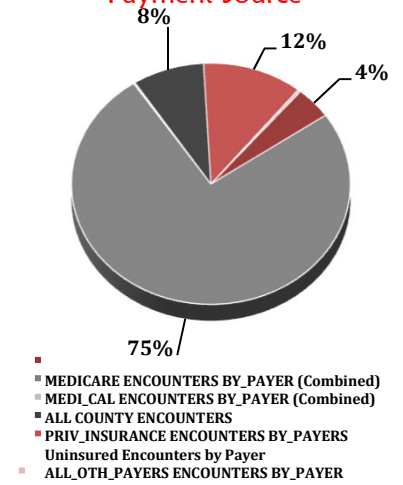
Federal Poverty Level



Services



Payment Source



Services	Provider FTEs	Encounters
Medical*	41.7 65%	156,203 76%
Dental**	10.6 17%	30,787 15%
Mental Health***	5.5 9%	7,993 4%
Other****	6.1 10%	74,825 37%

% of CHCs providing other significant services

Vision Services	18%
Basic Lab Services	73%
Radiology Services	18%
Pharmacy Services	27%
Urgent Care Services	0%
Substance Abuse Services	9%
Women's Health Services	45%

*Physicians; Physician Assistants; Family Nurse Practitioners; Certified Nurse Midwives and Visiting Nurses.
 **Psychiatrists; Clinical Psychologists; Licensed Clinical Social Workers.
 ****Other providers billable to Medi-Cal.

Revenue and Utilization by Payment Source

Program	Patients**	Encounters
Medicare	1,633 2%	7,539 4%
Medi-Cal	44,771 60%	133,277 65%
Other Public	1 0%	334 0%
Private Insurance	6,638 9%	14,745 7%
Uninsured Services	21,413 29%	20,554 10%
Covered California	157 0%	388 0%
PACE	- 0%	- 0%
Other	212 0%	611 0%
BCCCP**	627 1%	1,605 1%
CHDP**	9 0%	9 0%
Family PACT**	9,175 12%	25,783 13%

Gross Patient Revenue (charged)	\$62,207,282
Net Patient Revenue (collected)	\$38,089,989

Other Operating Revenue	
Federal Funds	\$ 3,520,314
State Funds	\$ 90,682
County/Local Funds	\$ 89,059
Private	\$ 996,109
Donations/Contributions	\$ 30,903
Other	\$ 910,971

TOTAL OPERATING REVENUE
\$43,728,027

**Patient counts for Episodic programs (BCCCP, CHDP, Family PACT and Other Episodic Programs) are duplicated. Episodic Programs include Breast Cancer Programs such as the Breast Cancer Early Detection Program (BCCCP) and the Breast and Cervical Cancer Control Program (BCCCP); CHDP = Child Health and Disability Prevention Program; Family PACT = Family Planning Access Care and Treatment Program and other payers covered by a grant.

Because of their philosophy and by necessity, CCHCs have been vigilant about controlling the cost of care, and the untoward effects of deferred or neglected care, by promoting a broad range of preventive health services specifically targeted to the particular needs of their communities and patient populations. The Federal Office of Management and Budget has found the Health Center Program to be one of the ten most effective federal programs and the most effective program under the federal Health and Human Services Agency. Despite enormous challenges, CCHCs have persisted in their mission to serve their local communities.

Profile created by Jeanita Harris, Sr. Data Analyst, CPCA. Data is based on 2019 OSHPD AUR.